

**Cape Breton Regional Municipality**

**General Committee Meeting**

**AGENDA**

**TUESDAY, SEPTEMBER 1<sup>ST</sup>, 2015**

**10:30 A.M.**

*Note start time*

Council Chambers  
2<sup>nd</sup> Floor, Civic Centre  
320 Esplanade, Sydney, NS



# Cape Breton Regional Municipality

## General Committee Meeting

Tuesday, September 1<sup>st</sup>, 2015

10:30 a.m.

### **AGENDA ITEMS**

---

#### Roll Call

1. **APPROVAL OF MINUTES:** (Previously Distributed)
  - General Committee – May 4<sup>th</sup>, 2015
  
2. **PLANNING ISSUES:**
  - 2.1 **Business Arising - Council June 16<sup>th</sup>, 2015:**
    - a) **Requested Amendment to the CBRM Subdivision Bylaw – from Bob Seward:** Malcolm Gillis, Director of Planning & Development (See page **5**)
  
  - 2.2 **New Street at Site of Former St. Michael's School, Glace Bay:** Malcolm Gillis, Director of Planning & Development (See page **17**)
  
3. **CORPORATE SERVICES ISSUES:**
  - 3.1 **Business Arising - Council August 18<sup>th</sup>, 2015:**
    - a) **Costing Analysis of TMR System and Budgetary Implications of Providing Additional Radios to Volunteer Fire Departments:** John MacKinnon, Director of Technology and Information (See page **18**)
  
  - 3.2 **Supplemental Capital Road Work – Collector Roads Paving Program:** Bruce Hardy, Manager Engineering Services (See page **25**)

.....cont'd

**General Committee Meeting Agenda**  
**September 1<sup>st</sup>, 2015**  
**(Continued)**

---

**4. PROTECTIVE SERVICES ISSUES:**

**4.1 New DUP Complaint Report:** Paul Burt, Manager Building, Planning & Licensing Laws (See page **30**)

a) **Dangerous & Unsightly Reports** – For Information Only  
April 25, 2015 - August 28, 2015 (See page **31**)

**5. FINANCIAL STATEMENTS: For Information Only**  
Marie Walsh, Chief Financial Officer (See page **45**)

- Corporate
- Protective Services:
  - EMO
  - Fire Services
- Public Services:
  - Engineering & Public Works
  - Recreation
  - Water Utility
- Planning
- Police

**ADJOURNMENT**

**Request from Peter Seward – Proposed Subdivision in Catalone Lake Area:**

**Motion:**

Moved by Deputy Mayor George MacDonald, seconded by Councillor Cormier, that staff be directed to prepare an Issue Paper to explain the implications of allowing Mr. Peter Seward permission to subdivide property on an unlisted private road that does not meet CBRM construction specifications.

**Motion Carried.**



**TO: CBRM Council**

**FROM: Malcolm Gillis**

**SUBJECT: REQUESTED AMENDMENT TO THE CBRM  
SUBDIVISION BYLAW – from Bob Seward**

**DATE: August 5<sup>th</sup>, 2015**

---

## Introduction

Before you read this report it is important that you understand the definition of three terms.

1. **Public street/road** means a street or road either owned and maintained by CBRM or by the Province's Department of Transportation and Infrastructure Renewal (DTIR).
2. **Private road approved in a plan of subdivision** means a privately owned road servicing lot parcels in a plan of subdivision approved by a CBRM Development Officer. This category of private road can only be approved in relatively remote locales of the CBRM beyond a 20 kilometer commute along the public street/road network from the center of the major urban communities. A map of the CBRM showing where private road subdivisions are permitted colored green is included with this report. These private roads must also:
  - be built to certain minimum construction specifications, although not the same standards as for a public street/road;
  - they must have a defined right-of-way boundary; and
  - they are not to be maintained by the Regional Municipality. These specs are in the CBRM Subdivision Bylaw.
3. **Unlisted private road** means a privately owned road servicing building lot parcels that was never in a plan of subdivision approved by the Development Officer and which is not constructed to any minimum specification.

Bob Seward owns a 2.75 acre lot parcel with water frontage along Catalone Lake in the community of Catalone. Access to this property from the nearest public street/road (i.e. the Catalone Gut Road) is by means of two unlisted, privately owned roads; MacNevin Lane intersects the Catalone Gut Road and, approximately 0.5 kilometers down this Lane it intersects Lakeview Drive. Mr. Seward's lot parcel begins approximately 0.3 kilometers down the Drive. The Map titled "MacNevin Lane and Lakeview Drive" illustrates the situation as described in this paragraph.

Mr. Seward would like to further subdivide his lot parcel to create up to an additional 2 lot parcels. The Province's on-site sewage disposal system regulations under the Environment Act may allow for this if the soil conditions are ideal. However, although both Lakeview Drive and MacNevin Lane are in the part of the CBRM where private road subdivisions are permitted, neither the Lane or the Drive are constructed to the minimum specifications for private roads in the Subdivision Bylaw. Our Development Officers spoke to a representative of the owner of both the Lane and Drive to ascertain if they would be interested in constructing improvements to both unlisted private roads to bring them to CBRM private road construction specifications, but they were not interested, apparently because there is little market to sell further building lots as most of the water frontage has already been conveyed.

There are 320 private roads in the CBRM. Only 24 were approved in a plan of subdivision and constructed to CBRM's private road construction standard. The remaining 296 are unlisted private roads which were generally created before municipalities began to effectively regulate subdivisions. Consequently, they were built with:

- a wide range of construction standards;
- ownership issues ranging from one owner (like MacNevin Lane and Lakeview Drive); to several owners; and
- a wide range of boundary issues from a defined boundary to no defined boundary at all.

129 of those unlisted private roads are receiving at least some level of service from a Public Works division of the CBRM. This is a practice that was inherited from the former municipalities prior to amalgamation. At one time there were over 300 unlisted private roads receiving at least some level of service from their Municipality. This number was eventually culled down to the current 129 based on criteria that considered the number of dwellings along the road and whether or not the Municipality had invested in any infrastructure on the road (e.g. water or sewer mains, or asphalt surface). 13 of the 129 are paved and receive full maintenance service. 97 are gravel roads receiving full maintenance service (i.e. gravel, grading and winter plowing). Both MacNevin Lane and Lakeview Drive receive this level of service. The remaining 19 gravel roads do not receive winter plowing.

The reasons for reducing the number of unlisted private roads which were receiving maintenance from the Municipality and the eventual prohibition on private road subdivisions unless they were built to certain standards, albeit lesser than public street/road standards, are as follows.

- Municipalities have no business spending tax payer's money maintaining privately owned roads.
- Money spent on maintaining unlisted private roads either results in less money spent on public streets/roads or results in higher taxes for all because no specific levy is imposed on properties serviced by unlisted privately owned roads which are maintained by the Municipal taxpayer.

- The ban on private road subdivisions within 20 kilometers of the major urban communities is in effect because it is understood people investing in the purchase of building lots in a newly approved plan of subdivision have high expectations the road network servicing the subdivision will be to a certain minimum standard, including asphalt.
- The reason why there is still a minimum standard of road construction where private road subdivisions are permitted is that, even in relatively remote areas of the Regional Municipality people are still expecting a minimum standard of construction to be used to access their property, even in cottage country.

If the Subdivision Bylaw is to be amended to permit Mr. Seward's request, at the very least all subdivisions and neighbourhoods serviced with an unlisted privately owned road with the same specifications as the Lane and Drive servicing his lot parcel should be expected to have the same privileges. Both MacNevin Lane and Lakeview Drive have the following characteristics.

- Gravel service
- Full maintenance
- Under one ownership (i.e. although there is no defined right-of-way, both are within the boundary of lot parcels owned by the MacNevin family)

Based on these characteristics, if the Subdivision Bylaw were to be amended to permit subdivisions creating new building lots along MacNevin Lane and Lakeview Drive at least 63 unlisted privately owned roads would also be eligible. However, the line prohibiting subdivision on any unlisted privately owned road is a thicker line to defend than a prohibition on some unlisted private roads when one of the criteria is that CBRM provides full maintenance to the road. Think of it this way. We would have a policy that permits subdivisions on lot parcels fronting along unlisted privately owned roads that the Regional Municipality maintains but not on unlisted privately owned roads that we don't maintain. How can that be interpreted as a fair and equitable way of providing service using taxpayer's money? Realistically, if the Subdivision Bylaw is to be amended to allow the creation of new building lots on unlisted roads like MacNevin and Lakeview then we better allow it on just about every other unlisted private road.

There is another issue with this request that staff has a problem with. If this requested amendment is granted we are implementing a double standard. We are saying CBRM will grant subdivision approval to create additional building lots serviced by unlisted privately owned roads which we maintain that are built to a standard less than the standard imposed for new subdivisions. However, we will not grant subdivision approval for a new subdivision (which could be nearby) unless it is built to our specifications plus we will not maintain it. At least, with our current practice we are continuing to provide a service which was started generations ago, but we will not permit further subdivision on these unlisted privately owned roads unless and until they are built up to our private road construction specifications.

**Recommendation:**

Staff recommends that Council does not amend the Subdivision Bylaw to allow for Mr. Seward's requested subdivision. It would introduce a double standard that supports further subdivision development on private roads which were not built to our specifications while demanding a higher standard for new private road subdivisions.

Submitted by:

A handwritten signature in black ink, appearing to read "Malcolm Gillis". The signature is written in a cursive style with a large initial "M".

Malcolm Gillis  
Planning and Development Department

**MacNevin Lane and Lakeview Drive**

**Catalone Gut Road**

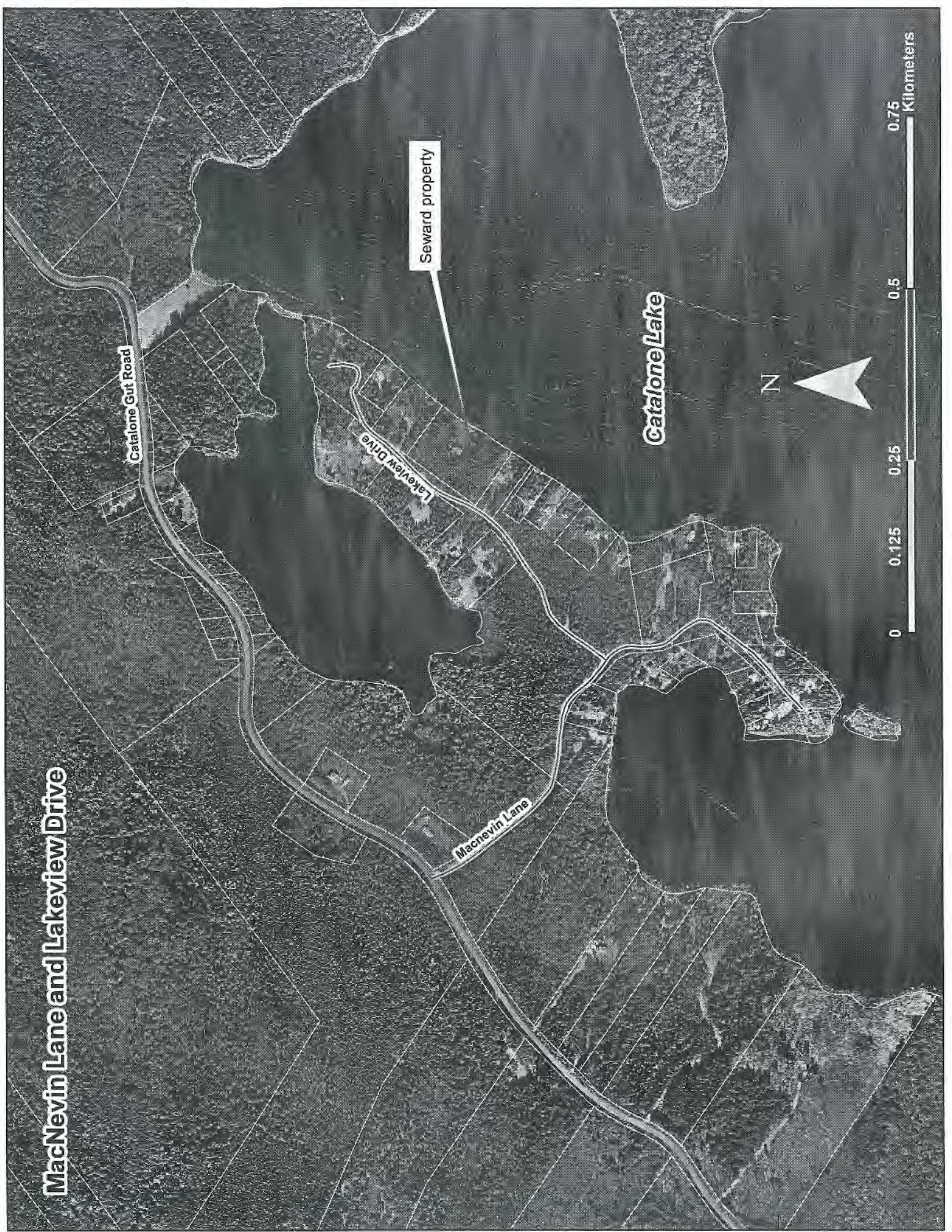
**Lakeview Drive**

**Macnevin Lane**

**Seward property**

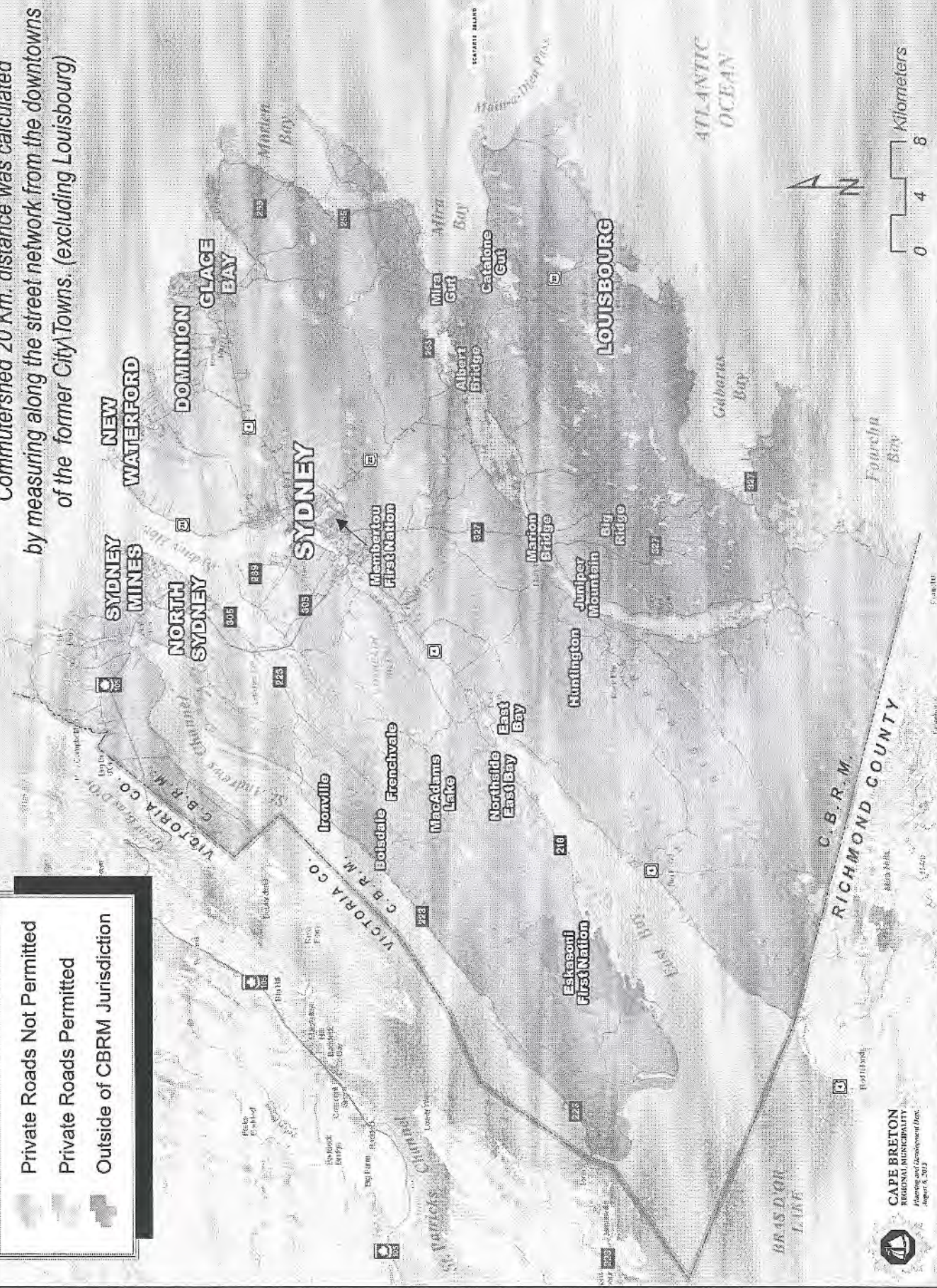
**Catalone Lake**

**N**



Commuted 20 Km. distance was calculated by measuring along the street network from the downtowns of the former City/Towns. (excluding Louisbourg)

- Private Roads Not Permitted
- Private Roads Permitted
- Outside of CBRM Jurisdiction





---

**Cape Breton Regional Municipality**

---

**Malcolm Gillis**

Director Planning and Development Department

Email: [mggillis@cbrm.ns.ca](mailto:mggillis@cbrm.ns.ca)

Tel: 902-563-5027

320 Esplanade, Sydney, N.S.

B1P 7B9

Fax

---

**MEMO TO: COUNCIL****FROM: Malcolm Gillis****SUBJECT: THE REQUEST FROM Mr. PETER SEWARD****DATE: June 10<sup>th</sup>, 2015**

---

Mr. Peter Seward has submitted a formal request asking that Council give staff the authority to approve a proposed plan of subdivision which would front along an unlisted road in the community of Catalone. New building lot parcels only accessed by a private road (i.e. one which is not owned and listed by the Province or by the CBRM) are only permitted in the remote locales of the Regional Municipality, provided the private road is constructed in compliance with a minimum standard for private roads described in the Subdivision Bylaw. This private road minimum construction standard is well below the construction standard for a public street/road.

Mr. Seward wants to be permitted to subdivide property on an unlisted private road that does not meet our construction specifications for private roads. To allow for this would require an amendment to the CBRM Municipal Planning Strategy and its two implementing Bylaws the Land Use Bylaw and Subdivision Bylaw. Council has the option to outright reject such a request, and Mr. Seward would have no grounds for an appeal to the Nova Scotia Utility and Review Board, or you can request that staff prepare an issue paper to explain the implications of allowing this to happen.

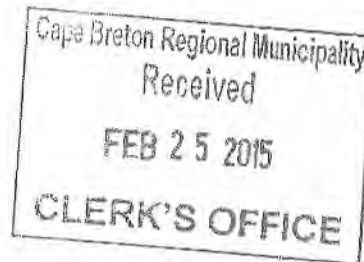
Submitted by:

Malcolm Gillis

Planning and Development Department

Bob Seward  
19 Bathgate Street  
Glace Bay, Nova Scotia  
B1A 1A3

February 24<sup>th</sup>, 2015



Attn: Deborah Campbell  
Clerk's Office (CBRM)  
320 Esplanade  
Sydney, Nova Scotia  
B1P 7B9

Dear Ms. Campbell:

During the days of my youth, the concept of "the bungalow" and subsequent acquisition of such an ideal had always been a dream of mine. As an adult, with my family established, I finally engaged in the process of satisfying this dream. Ultimately, I was directed to a parcel of land on Catalone Lake. In 1975, through consultation with my lawyer, I was successful in satisfying my dream of acquiring my own piece of "bungalow country". This parcel, which spans 3.5 acres, includes a deeded, 66 foot uninterrupted right of way to the Catalone Gut Road. This property is outlined in red on the enclosed map.

Initially, Lakeview Drive, which leads to Catalone Lake, was privately developed to meet the basic requirements of service from utility providers, such as power, communication, sanitation and oil/gas. However, since the early days of establishing this summer residence, the area surrounding our property has grown to some 28 residential properties. Many of these residences are not summer retreats, but rather full time dwellings that would rival homes in many residential Cape Breton neighborhoods. For the past 20 years, the CBRM and the Provincial Department of Transportation has undertaken the responsibility of upgrading and maintaining the roads that service these residences.

In 2006, I personally began the process of subdividing my property for family members. At this time, Mr. Brian Spicer, a development officer with the CBRM, began the process of application for subdivision. After a number of meetings, it was determined that the proposal would be given the "green light". When my family was ready to proceed, our surveyor met with the development office to initiate the formal process of subdividing the property. Unfortunately, I was unaware of the proposed change in language within Section 19-B of the CBRM's subdivision bylaw (now Section 13). This change in language impacted my proposal for subdivision, as it was deemed "redundant" and as a result dismissed from consideration. I was not made aware of this change until May of 2012.

Seeing as though my request for subdivision took place prior to the changes in language to Section 19-B of the CBRM subdivision bylaw, I am asking that this request be re-considered for grandfather status. As


I have diligently followed the due process required to set this in motion, I disagree with the position that the development office has taken with my request for subdivision under these circumstances.

In closing, should council maintain their position on my request, I am suggesting that the language within Section 19-B of the CBRM's subdivision bylaw be amended to include the following:

1. That "subdivision", as defined by the CBRM, be considered for parcels on existing unlisted roads.  
(OR)
2. That "subdivision", as defined by the CBRM, be permitted for parcels existing on an unlisted road that is being maintained and/or serviced by the CBRM and/or its agents.  
(OR)
3. That "subdivision", as defined by the CBRM, be considered for roads having the same characteristics of Lakeview Drive and Mac Nevin's Lane.

I look forward to a favorable response by council to the considerations tabled within this letter.

Sincerely,



Robert (Bob) Seward

# MAP 1

690

Catalone Gut Road

527

512

556

424

101

77

80

Lakeriew Drive

70

394

65

60

Macnevin Lane

39

35

40

28

60

12

70

88

304

108

119

134

125

138

152

155

170

165

N

0 125 250 500 750 Meters







A Community of Communities

---

## ISSUE PAPER

**FROM:** Malcolm Gillis

**SUBJECT:** NEW STREET AT SITE OF FORMER ST.  
MICHAEL'S SCHOOL, GLACE BAY

**DATE:** July 31<sup>st</sup>, 2015

---

St. Michaels' school was located on a pie shaped lot parcel wedged in between Sherbrooke Street and King Edward Street in Glace Bay. The school has been demolished, CBRM is actively trying to sell the property, and a new Street through the center of the former school property linking Sherbrooke Street with King Edward Street is under construction. Tentative plans of subdivision indicate new building lots could be fronting along this newly constructed Street.

CBRM's Civic Addressing Policy says that, unless the developer of a subdivision creating a new public street/road chooses a name for it, it is up to the Civic Addressing Coordinator of the CBRM to provide a name to the General Committee of Council for its approval. The property is currently owned by the CBRM and it is our Engineering and Public Works Department which is constructing the new Street. I believe it would be appropriate to name the new street after the old school.

**Recommendation:**

As Civic Addressing Coordinator for the Cape Breton Regional Municipality I recommend that the new street under construction linking Sherbrooke Street with King Edward Street in Glace Bay be named St. Michael's Street.

Submitted by:

Malcolm Gillis  
Planning and Development Department

# **ISSUE PAPER**

August 27, 2015

To: **CBRM Council**

---

## **Costing Analysis of TMR System and budgetary implications of providing additional radios to Volunteer Fire Departments**

### **BACKGROUND:**

The CBRM embarked on very ambitious project to replace the antiquated VHF radio system for first responders with a new “state of the art” Province of Nova Scotia Trunked Mobile Radio (TMR) system. Council approved the project in the 2014-15 Capital Budget. There were a number of compelling reasons for migrating to TMR and they include:

- The current VHF system was “end of life” and required replacement
- The coverage of the VHF network and signal quality was causing OH&S issues with the Police
- Lack of interoperability with other first responder agencies such as EHS, RCMP, EMO

The need to upgrade the radio system in the CBRM was apparent at least 3 - 5 years ago. The current equipment was “end of life” as well as the signal quality degraded to the point where it was becoming an officer safety issue. There was very little investment in the radio network during these years as we did not want to “throw out good money after Bad” until a final decision was made.

The CBRM researched what was necessary to upgrade the exiting network to resolve the signal quality problems. It was estimated 3 new towers were likely required at approximately \$250K each and the existing 7 towers would require improvements to both the infrastructure and equipment. While our review was taking place, we were watching the province and trying to understand what their plans were for the replacement of the TMR1 network.

---

**Issue Paper to CBRM Council  
Approval of TMR Support Services and Network Radio Access Agreement  
with Bell**

**August 12, 2015**

---

The Province came out with a plan to replace the TMR1 system with TRM2 and agreed to “seed” the Volunteer Fire Departments 4 portable radios each and up to 6 mobiles for their vehicles with no airtime charges. This was a cost of over \$550,000 and over \$30,000/ year in airtime they provided to the volunteers for free. This effectively turned the scale in favour of the CBRM migrating to TMR given the additional benefits of encryption and inoperability.

**ISSUE**

**Total Yearly Costing Analysis and 10 Year Forecast**

An analysis of the total costs was conducted and the details are available in **Appendix A** of this paper. The increase in network costs for year 1 is \$47,000 but there is a steady decrease down to \$21,000 in year 10 because of the increase maintenance costs for VHF. However, overall there is a savings in operations when you include the principle and interest costs as the capital cost of VHF are significantly higher. Total savings over 10 years is \$900,000.


When you add the fully integrated volunteer radios, the yearly operating costs increase by \$77,000 including principle and interest. This still provides a savings over the 10 years of \$600,000+.

**Budgetary Implications of Providing Sufficient Portable Mobile Radios to all Volunteer Fire Departments**

The Department of Fire Services will be presenting the details and rational the number of required volunteer radios at the next Fire Services committee. For purpose of this exercise, the maximum number was used.

**RECOMMENDATION:**

**It is my recommendation to approve the TMR Support Services and Network Radio Access Agreement from BELL MOBILITY INC for a term of ten years and that the Mayor and Clerk be authorized to execute on behalf of CBRM.**



---

**John MacKinnon, P.Eng.  
Director of Technology  
CBRM**

Appendix A - Yearly VHF Vs. TMR costs to the CBRM including Equipment Depreciation

Operating	VHF		Capital	TMR
	Yearly	Total		
Police Radio Access	n/a			Yearly
Career Fire Radio Network Access	n/a			\$75,180
Volunteer Fire Radio Network Access	n/a			\$11,880
Radio Maintenance	\$12,909			\$29,520
Comm. Centre/ Dispatch Support*	\$35,000			\$12,909
Police Encryption Support*	\$20,000			\$60,000
Radio Installs	\$5,000			n/a
Towers Maintenance and Repair	\$100,000			\$5,000
		\$172,909		\$30,000
				Total
<b>Principle and Interest on Capital Cost</b>			<b>Capital</b>	
Police Radios	\$490,000	\$50,470	\$700,000	\$72,100
Fire Radios	\$60,000	\$6,180	\$100,000	\$10,300
Volunteer Radios (10 years)*	\$520,800	\$53,642	\$460,000	\$47,380
Encryption Server (10 years)	\$350,000	\$36,050		\$0
New towers and upgrade (15 year amm)	\$600,000	\$61,800		\$0
New equipment upgrade (10 year amm.)	\$400,000	\$41,200		\$0
Existing tower infrastructure (15 year amm.)	\$500,000	\$51,500	\$200,000	\$20,600
Exiting equipment (10 year amm.)	\$500,000	\$51,500	\$200,000	\$20,600
<b>Total Yearly Expense for Radios</b>		<b>\$352,342</b>		<b>Total</b>
Total Volunteer Radios		<b>\$525,251</b>		<b>Yearly Total</b>
				<b>\$170,980</b>
				<b>\$395,469</b>

\*TMR - 250 from PNS, 246 from CBRM = 496 new Radios

\*VHS - approx. 75 % of radios are not digital so the CBRM would need to purchase 372 radios for Volunteers  
 Cost of the digital VHF Radios for Fire would slightly cheaper then TMR

Appendix B - "Fully Integrated" TMR System - 10 Year Forecast

Line	2015-16 (7 months)	2016-17	2017-18	2018-19	2019-20	2020-21	2021-22	2022-23	2023-24	2024-25	10 Year Totals
1	\$43,855	\$75,180	\$75,180	\$75,180	\$75,180	\$75,180	\$75,180	\$75,180	\$75,180	\$75,180	\$720,475
2	\$6,930	\$11,880	\$11,880	\$11,880	\$11,880	\$11,880	\$11,880	\$11,880	\$11,880	\$11,880	\$113,850
3	\$7,530	\$12,909	\$12,909	\$12,909	\$12,909	\$12,909	\$12,909	\$12,909	\$12,909	\$12,909	\$123,711
4	\$5,000	\$5,150	\$5,150	\$5,305	\$5,464	\$5,628	\$5,796	\$5,970	\$6,149	\$6,334	\$50,796
5	\$32,667	\$60,000	\$66,000	\$66,000	\$66,000	\$66,000	\$66,000	\$66,000	\$66,000	\$66,000	\$536,667
6	\$20,000	\$30,000	\$30,900	\$31,827	\$32,782	\$33,765	\$34,778	\$35,822	\$36,896	\$38,003	\$324,773
7	\$110,982	\$190,969	\$192,019	\$193,101	\$194,214	\$195,362	\$196,544	\$197,761	\$199,015	\$200,306	\$1,870,272

Line	2015-16 (7 months)	2016-17	2017-18	2018-19	2019-20	2020-21	2021-22	2022-23	2023-24	2024-25	10 Year Totals
8	\$51,800	\$91,464	\$94,208	\$97,034	\$99,945	\$102,944	\$106,032	\$109,213	\$112,489	\$115,864	\$980,992
9	\$25,000	\$30,000	\$30,900	\$31,827	\$32,782	\$33,765	\$34,778	\$35,822	\$36,896	\$38,003	\$329,773
10	\$10,000	\$12,000	\$12,360	\$12,731	\$13,113	\$13,506	\$13,911	\$14,329	\$14,758	\$15,201	\$131,909
11	\$6,500	\$10,000	\$10,000	\$10,000	\$10,000	\$10,000	\$10,000	\$10,000	\$10,000	\$10,000	\$96,500
12	\$93,300	\$143,464	\$147,468	\$151,592	\$155,840	\$160,215	\$164,721	\$169,363	\$174,144	\$179,068	\$1,539,175

13	\$17,682	\$47,505	\$44,551	\$41,509	\$38,375	\$35,147	\$31,822	\$28,398	\$24,871	\$21,238	\$331,097
14	\$16,380	\$29,520	\$29,520	\$29,520	\$29,520	\$29,520	\$29,520	\$29,520	\$29,520	\$29,520	\$282,060
15	\$34,062	\$77,025	\$74,071	\$71,029	\$67,895	\$64,667	\$61,342	\$57,918	\$54,391	\$50,758	\$613,157

16	\$70,456	\$129,000	\$129,000	\$129,000	\$129,000	\$129,000	\$129,000	\$129,000	\$129,000	\$129,000	\$1,231,456
17	\$52,774	\$81,495	\$84,449	\$87,491	\$90,625	\$93,853	\$97,178	\$100,602	\$104,129	\$107,762	\$900,359
18	\$36,394	\$51,975	\$54,929	\$57,971	\$61,105	\$64,333	\$67,658	\$71,082	\$74,609	\$78,242	\$618,299

**Approval of TMR Support Services and Network Radio Access Agreement with Bell:**

**Motion:**

Moved by Councillor MacLeod, seconded by Councillor Saccary, to postpone consideration of this issue to the September General Committee meeting, and direct staff to bring forth an issue paper to include:

- A cost analysis and report of a fully integrated TMR system - 10 year forecast
- Budgetary implications (Capital and Operating) to provide sufficient portable and mobile radios to all Volunteer Fire Departments

**Motion Carried.**

# **ISSUE PAPER**

August 12, 2015

**To: CBRM Council**

---

## **Approval of TMR Support Services and Network Radio Access Agreement with Bell**

### **BACKGROUND:**

The CBRM embarked on very ambitious project to replace the antiquated VHF radio system for first responders with a new "state of the art" Province of Nova Scotia Trunked Mobile Radio (TMR) system. Council approved the project in the 2014-15 capital budget. There were a number of compelling reasons for migrating to TMR and they include:

- The current VHF system was "end of life" and required replacement
- The coverage of the VHF network and signal quality was causing OH&S issues with the Police
- Lack of interoperability with other first responder agencies such as EHS, RCMP, EMO

The Province of Nova Scotia contracted Bell Mobility to build and operate a provincial wide TMR network approximately 15 years ago out of the recommendations of the Swiss Air disaster. Within that agreement, it provides the ability for all public safety entities to connect to the provincial TMR network at the same cost as all other departments and agencies. The various costs are contained within the contract.

All Province of Nova Scotia government Departments (including TIR, EMO, EHS, Justice and others), as well as Halifax Police and Fire, RCMP, other municipal Police departments in Nova Scotia, several Federal departments (DFO, DND, JRCC, others) and all Volunteer Fire Departments (province seeded them 4 portables and up to 5 mobiles), Ground Search Crews and Municipal EMO use TMR2. (The JA Douglas McCurdy airport will also be purchasing TMR radios).

---

**Issue Paper to CBRM Council  
Approval of TMR Support Services and Network Radio Access Agreement  
with Bell**


**August 12, 2015**

---

The 10 year duration of the contract is consistent with the agreement the Province of Nova Scotia has with Bell, as well as Halifax and other public safety agencies. Bell was required to "invest" in infrastructure and the 10 year timeline was to allow time to recoup investment.

**RECOMMENDATION:**

It is my recommendation to approve the TMR Support Services and Network Radio Access Agreement from BELL MOBILITY INC for a term of ten years and that the Mayor and Clerk be authorized to execute on behalf of CBRM.



---

**John MacKinnon, P.Eng.  
Director of Technology  
CBRM**



*A Community of Communities*

---

## **Issue Paper**

---

**TO:           General Committee**

**September 1, 2015**

---

**RE: “Supplemental Capital Road Work”**

**“Collector Roads Paving Program”**

The Provincial Department of Municipal Affairs has recently informed the Cape Breton Regional Municipality that our application under the New Building Canada Fund - Small Communities Fund (SCF) was not approved for funding in 2015 or 2016. Please see letter of July 15, 2015 from Aileen Waller-Hebb, Director, Grants & Programs, and letter of July 29, 2015 from Mayor Cecil Clarke to Minister Churchill for reconsideration.


CBRM’s 2015 Capital Budget had allotted \$440,000 (CBRM Share) to Collector Roads Cost Share Paving Projects, with the intention of funding support. The Collector Roads Program is a vital component of CBRM’s Roads Paving Program. Although the intent was to incorporate funding into our program, suspending the program for 2 years or longer pending application approval is not recommended due to the current state of our road infrastructure.

Due to the timeframe associated with notification with respect to our New Building Canada Fund – SCF application, the remaining construction season will not allow for larger, more time consuming jobs be completed by end of 2015, even if funding was available. The following roads were selected based on “worst first”, bearing in-mind funding parameters, scope of work that is required on each identified street project and, most importantly, the time remaining in this construction season.

- |  |
|--|
| <ol style="list-style-type: none"><li>1) It is recommended that CBRM Council approve the \$440,000 CBRM allocated in the “2015 Budget” for the NBCF-PTIC-SCF to continue the “Collector Roads Program outside of the provincial / federal program to complete “Supplemental Capital Road Work” on sections of:<ol style="list-style-type: none"><li>a) Gibbon Street (New Waterford) – Road Rebuild &amp; Concrete</li><li>b) Charlotte Street (Sydney) – Road Rebuild &amp; Concrete</li><li>c) Queen Street (Sydney Mines) – Road Rebuild &amp; Concrete</li></ol></li></ol> |
|--|

We respectfully request a motion of Council to adopt the "Collector Roads Supplemental Road Work" recommendation.

**Respectfully submitted:**



*FOR*

**Bruce Hardy, c.e.t.,  
Manager Engineering Services**



Department of Municipal Affairs  
Grants, Programs and Operations

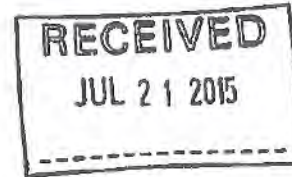
Aileen Waller Hebb, P Eng  
Director, Grants and Programs

Bus (902) 424 7414  
Fax (902) 424-0821  
E-mail [Aileen.Waller-Hebb@novascotia.ca](mailto:Aileen.Waller-Hebb@novascotia.ca)

14<sup>th</sup> Floor N. Maritime Centre  
1305 Barrington St  
PO Box 216  
Halifax, NS B3J 2M4

JUL 15 2015

Mr. Michael Merritt  
Chief Administrative Officer  
Cape Breton Regional Municipality (CBRM)  
320 Esplanade  
Sydney, NS B1P 7B9



Dear Mr. Merritt: *Mike*

**RE: CBRM Collector Streets 2015-2020 Project**

I am writing to acknowledge receipt of your application for funding assistance under the New Building Canada Fund – Small Communities Fund (SCF).

As you may be aware, the first intake of applications under SCF closed in December 2014 and your application was reviewed for consideration. Unfortunately, the CBRM Collector Streets 2015-2020 Project was not approved.

The SCF is a 10 year program (2014-2024) with defined annual allocations. The number of applications received far outweighed the funding available in the early years of the program. The approved applications addressed provincial and federal priorities around water and wastewater projects. While we are currently developing the process and parameters for the Second Round of applications under SCF, we anticipate the next intake to take place within two years. When the Round Two application process is finalized, you will be notified.

Should you require any further information, please feel free to contact me at 902-424-7414 or Hardy Stuckless, Infrastructure Manager, at 902-424-2770.

Yours truly,

Aileen Waller-Hebb  
Director, Grants and Programs



CAPE BRETON REGIONAL MUNICIPALITY  
OFFICE of the MAYOR

July 29, 2015

Hon. Zack Churchill, Minister  
Dept. of Municipal Affairs  
14<sup>th</sup> Floor North, Maritime Centre  
1505 Barrington Street  
Halifax, NS B3J 2M4  
E-mail: SNSMRMIN@novascotia.ca

Dear Minister:

Re: 2015-2020 SCF Application

First, congratulations on your appointment as Minister for Municipal Affairs. Your leadership will make a positive impact at a time of much uncertainty for municipalities within Nova Scotia. Please be assured of the City's cooperation and commitment for continued positive change. Cape Breton Regional Municipality looks forward to the establishment of the new Partnership Agreement.

I am writing to ask for your reconsideration of the CBRM's 2015-2020 application through Building Canada's *Small Communities Fund*. Attached please find a copy of the rejection letter to our local roads program. This five-year, \$12 million plan has been approved and budgeted for by CBRM Council.


As you are aware, this fiscal year marked an important turning point on the fiscal relationship between the province and city. The stability provided enabled the municipality to resume basic public works mitigation projects. Accessing the national component of Build Canada has resulted in much-needed improvements on major arteries.

I believe it is important to recognize that CBRM, the largest Nova Scotia municipality eligible to access the *Small Communities Fund*, should be in receipt of a portion of funding. The projects in our application are part of our five-year capital plan endorsed by all levels of government.

The *Small Communities Fund* plan represents critical community road work and the rejection of the CBRM's five-year plan will now create great uncertainty. It is imperative that the CBRM plan is recognized because, without the *Small Communities Fund*, we will continue to face an insurmountable infrastructure deficit or a decision to increase debt that will be counter to the CBRM's debt management plan.

I would ask that our respective officials meet as soon as possible to reconsider the CBRM's application with hopes that we may be able to achieve the 2015 year-one priorities this fall construction season.

Kind personal regards,



Cecil P. Clarke

CPC/afd  
Attachment 1

- c: Hon. Geoff MacLellan, Minister of Transportation & Infrastructure Renewal, Province of NS
- MLA-Elect Derek Mombourquette, Sydney-Whitney Pier, Province of NS
- MLA-Elect Dave Wilton, Cape Breton Centre, Province of NS
- Dan MacDougall, Deputy Minister, Dept. of Municipal Affairs, Province of NS
- Aileen Waller-Hebb, Director, Grants and Programs, Dept. of Municipal Affairs, Province of NS
- CBRM Council
- Michael Merritt, CAO, CBRM
- Marie Walsh, CFO, CBRM
- Wayne MacDonald, Director of Engineering and PW, CBRM



**CBRM**

*A Community of Communities*

**Cape Breton Regional Municipality**

**Paul Burt,  
Manager Building, Planning &  
Licensing Laws**

320 Esplanade, Room 103  
Sydney, NS B1P 7B9  
Phone: 902-563-5175  
Fax: 902-563-0833  
Email: [pcburt@cbm.ns.ca](mailto:pcburt@cbm.ns.ca)

# Memo

**TO: General Committee**

**FROM: Paul Burt, Manager Building, Planning & Licensing Laws**

**DATE: August 28, 2015**

**RE: New DUP Complaint Report**

Attached is a reformatted report to the General Committee which outlines all the complaints files opened since the last meeting of the committee dated May 4, 2015.

Respectfully Submitted,

**Paul Burt,**  
Manager Building, Planning & Licensing Laws

Apr 25, 2015 - Aug 28, 2015

FILE #	Date Received	PID	District	Property Address	Inspector	Complaint Category	Status
8833	Apr 27, 2015	15168560	1	126 Fraser Avenue, Sydney Mines, B1V2C5	Richard Wadden	Unsanitary Premises	Active
8834	Apr 27, 2015	15170376	1	103 Fraser Avenue, Sydney Mines, B1V2C8	Richard Wadden	Unsanitary Premises	Active
8835	Apr 27, 2015	15170368	1	105 Fraser Avenue, Sydney Mines, B1V2C8	Richard Wadden	Unsanitary Premises	Active
8836	Apr 27, 2015	15113491	6	137 Cornwallis Street, Sydney, B1P2X5	Jason MacDonald	Unsanitary Premises	Closed
8837	Apr 28, 2015	15481146	11	398 Tenth Street, New Waterford, B1H3W7	Jason MacDonald	Unsanitary Premises	Closed
8838	Apr 28, 2015	15432172	8	26 Lorway Street, Glace Bay, B1A2S8	Jason MacDonald	Unsanitary Premises	Active
8839	Apr 28, 2015	15447758	10	3 Jessome Street, Glace Bay, B1A5H9	Jason MacDonald	Unsanitary Premises	Closed
8841	Apr 28, 2015	15069412	5	454 Bentinck Street, Sydney, B1S2Y7	Richard Wadden	Unsanitary Premises	Active
8842	Apr 29, 2015	15089394	6	215 Whitney Avenue, Sydney, B1P5A3	Richard Wadden	Unsanitary Premises	Active
8843	Apr 30, 2015	15279763	8	43 Center Street, Donkin, B1A6X7	Jason MacDonald	Unsanitary Premises	Closed
8844	May 04, 2015	15373269	8	7 Fourth Street, Birch Grove, B1B1K9	Jason MacDonald	Unsanitary Premises	Active
8845	May 05, 2015	15296742	7	2070 Gabarus Highway, Dutch Brook, B1L1E9	Jason MacDonald	Unsanitary Premises	Active
8846	May 05, 2015	15205560	4	46 Fulton Avenue, Westmount, B1R1J7	Richard Wadden	Minimum Standards	Closed
8847	May 05, 2015	15416126	9	7 Quarry Road, Glace Bay, B1A1E6	Jason MacDonald	Unsanitary Premises	Closed

*M*

Apr 25, 2015 - Aug 28, 2015

8848	May 06, 2015	15274392	11	920 May Street, Scotchtown, B1H1E4	Jason MacDonald	Structure Fire	Active
8849	May 06, 2015	15446016	10	29 Roost Street, Glace Bay, B1A5K1	Jason MacDonald	Unsanitary Premises	Closed
8850	May 06, 2015	15420292	9	188 Douglas Avenue, Glace Bay, B1A1B6	Jason MacDonald	Unsanitary Premises	Closed
8851	May 06, 2015	15395056	10	556 Main Street, Glace Bay, B1A4X6	Jason MacDonald	Unsanitary Premises	Active
8852	May 06, 2015	15478621	11	3439 Victoria Avenue, New Waterford, B1H1M2	Jason MacDonald	Unsanitary Premises	Closed
8853	May 06, 2015	15470438	11	3146 Atlantic Avenue, New Waterford, B1H2S1	Jason MacDonald	Unsanitary Premises	Active
8854	May 06, 2015	15335052	7	119 Campbelldale Road, French Road, B1K2B6	Jason MacDonald	Unsanitary Premises	Closed
8855	May 06, 2015	15489479	11	3777 Connors Avenue, New Waterford, B1H4S4	Jason MacDonald	Structure Fire	Active
8856	May 07, 2015	15491889	11	298 Convent Street, New Waterford, B1H2Z1	Jason MacDonald	Unsanitary Premises	Closed
8857	May 07, 2015	15380611	10	4 Breigh Park, Dominion, B1G1C9	Jason MacDonald	Unsanitary Premises	Active
8858	May 07, 2015	15686835	9	43 Quarry Road, Glace Bay, B1A1G2	Jason MacDonald	Unsanitary Premises	Active
8859	May 11, 2015	15059561	5	39 Kendall Street, Sydney, B1P1S7	Richard Wadden	Structure Fire	Active
8860	Apr 30, 2015	15033533	2	159 Tobin Avenue, North Sydney, B2A3C3	Richard Wadden	Structure Fire	Active
8861	May 12, 2015	15552961	12	885 Victoria Road, Sydney, B1N1K3	Jason MacDonald	Unsanitary Premises	Closed
8862	May 12, 2015	15098668	6	27 Spring Street, Sydney, B1P3P3	Richard Wadden	Unsanitary Premises	Active
8863	May 13, 2015	15078728	5	14 Benson Drive, Sydney, B1S2L9	Richard Wadden	Unsanitary Premises	Active
8864	May 13, 2015	15197015	3		Richard Wadden	Unsanitary Premises	Closed

August 28, 2015

Report to Council

Apr 25, 2015 - Aug 28, 2015

Inspection &amp; By-law Division

8865	May 14, 2015	15449655	10	5 Station Street, Glace Bay, B1A4T5	Jason MacDonald	Unsanitary Premises	Closed
8866	May 15, 2015	15487002	11	475 First Street, New Waterford	Jason MacDonald	Unsanitary Premises	Closed
8867	May 19, 2015	15421936	9	194 South Street, Glace Bay, B1A1W1	Jason MacDonald	Unsafe Pool	Closed
8868	May 20, 2015	15225014	6	21 Macquire Drive, Grand Lake Road, B1P3E2	Jason MacDonald	Unsanitary Premises	Closed
8870	May 21, 2015	15642309	5	109 Ferry Street, Sydney	Richard Wadden	Unsanitary Premises	Active
8871	May 22, 2015	15013683	2	17 Campbell Street, North Sydney, B2A2C6	Richard Wadden	Unsanitary Premises	Active
8872	May 22, 2015	15100423	6	1017 George Street, Sydney, B1P1M5	Richard Wadden	Unsanitary Premises	Closed
8873	May 22, 2015	15391782	10	145 Cottage Street, Glace Bay, B1A3T7	Jason MacDonald	Unsanitary Premises	Closed
8874	May 25, 2015	15436967	10	109 Fourth Street, Glace Bay, B1A4H2	Jason MacDonald	Unsanitary Premises	Closed
8875	May 25, 2015	15366214	8		Jason MacDonald	Unsanitary Premises	Active
8876	May 25, 2015	15201932	4	39 Melwood Drive, Westmount, B1R1W3	Richard Wadden	Unsanitary Premises	Active
8877	May 25, 2015	15137698	12	91 Ferris Street, Sydney, B1N2N1	Jason MacDonald	Unsanitary Premises	Active
8878	May 25, 2015	15394539	10	2 Devison Lane, Glace Bay, B1A5H1	Jason MacDonald	Unsanitary Premises	Closed
8879	May 25, 2015	15431950	8	152 Dorchester Street, Glace Bay, B1A3P1	Jason MacDonald	Unsanitary Premises	Closed
8880	May 25, 2015	15642663	10	20 Dodd Street, Glace Bay, B1A4S9	Jason MacDonald	Unsafe Pool	Closed
8881	May 25, 2015	15443773	10	31 Fifth Street, Glace Bay, B1A4J2	Jason MacDonald	Unsanitary Premises	Closed

M

8882	May 25, 2015	15140767	12	74 Lingan Road, Sydney, B1N1V1	Jason MacDonald	Unsanitary Premises	Closed
8883	May 26, 2015	15256738	12	554 Lingan Road, Sydney, B1N3K2	Duncan MacQueen	No Building Permit	Closed
8884	May 26, 2015	15462385	8	27 Kent Street, Louisbourg, B1C1E9	Jason MacDonald	Unsanitary Premises	Active
8885	May 26, 2015	15473200	11	3459 Wood Avenue, New Waterford, B1H1V4	Jason MacDonald	Unsanitary Premises	Closed
8886	May 26, 2015	15464035	11	512 St Joseph Street, New Waterford, B1H4G1	Duncan MacQueen	No Building Permit	New
8887	May 26, 2015	15012297	2	3 Allens Drive, North Sydney, B2A2A1	Richard Wadden	Unsafe Pool	Closed
8888	May 26, 2015	15177934	1	976 Shore Road, Sydney Mines, B1V1B6	Richard Wadden	Unsanitary Premises	Closed
8889	May 26, 2015	15147895	12	7 March Terrace, Sydney, B1N1X2	Jason MacDonald	Unsanitary Premises	Closed
8890	May 27, 2015	15230923	9	2 Munroe Street Extension, Reserve Mines, B1E1G3	Jason MacDonald	Unsanitary Premises	Active
8891	May 27, 2015	15438781	10	50 Third Street, Glace Bay, B1A4G8	Jason MacDonald	Unsanitary Premises	Active
8892	May 28, 2015	15282668	8	2330 Birch Grove Road, Tower Road, B1B1X5	Jason MacDonald	Unsanitary Premises	Closed
8893	May 28, 2015	15830995	8	2179 Trout Brook Road, Albert Bridge, B1K2N1	Jason MacDonald	Unsanitary Premises	Closed
8894	May 28, 2015	15482680	11	3379 Veniot Avenue, New Waterford, B1H2R8	Jason MacDonald	Unsanitary Premises	Closed
8895	May 28, 2015	15553092	12	165 Brooks Street, Sydney, B1N3E7	Jason MacDonald	Minimum Standards	Active
8896	May 29, 2015	15081896	5	17 Harbourview Drive, Sydney, B1S2A7	Richard Wadden	Unsanitary Premises	Closed

Apr 25, 2015 - Aug 28, 2015

8897	May 29, 2015	15253602	1	83 Park Road, Florence, B1Y1N3	Richard Wadden	Unsanitary Premises	Active
8898	Jun 01, 2015	15603251	1	94 Young Street, Sydney Mines, B1V1V5	Richard Wadden	Unsanitary Premises	Closed
8899	Jun 01, 2015	15419807	9		Jason MacDonald	Unsanitary Premises	Closed
8900	Jun 01, 2015	15161698	12	1117 Victoria Road, Sydney, B1N1K9	Jason MacDonald	Minimum Standards	Closed
8901	Jun 01, 2015	15015621	2	11 Columbia Street, North Sydney, B2A1W4	Richard Wadden	Structure Fire	Active
8902	Jun 02, 2015	15416118	9	9 Quarry Road, Glace Bay, B1A1E6	Jason MacDonald	Unsanitary Premises	Active
8903	Jun 02, 2015	15187909	1	7 Young Street, Sydney Mines, B1V1V4	Richard Wadden	Unsanitary Premises	Active
8904	Jun 02, 2015	15107550	6	495 Townsend Street, Sydney, B1P5G1	Richard Wadden	Unsanitary Premises	Active
8905	Jun 02, 2015	15228158	12	1361 Grand Lake Road, Grand Lake Road, B1M1A1	Jason MacDonald	Unsanitary Premises	Closed
8906	Jun 02, 2015	15567688	11	1760 Lingan Road, River Ryan, B1H5S9	Duncan MacQueen	No Building Permit	New
8907	Jun 02, 2015	15059348	5	168 Dorchester Street, Sydney, B1P5Z4	Richard Wadden	Unsanitary Premises	Closed
8908	Jun 03, 2015	15107956	6	47 Sheriff Avenue, Sydney, B1P2P6	Jason MacDonald	Unsanitary Premises	Closed
8909	Jun 05, 2015	15421928	9	192 South Street, Glace Bay, B1A1W1	Jason MacDonald	Unsafe Pool	Closed
8910	Jun 05, 2015	15826753	4	78 Fulton Avenue, Westmount, B1R1J7	Richard Wadden	Unsanitary Premises	Active
8911	Jun 08, 2015	15062128	9	293 Phalen Road, Glace Bay, B1A3B5	Jason MacDonald	Unsafe Pool	Closed
8912	Jun 08, 2015	15264864	11	9 Samuels Lane, New Victoria, B1H2T2	Jason MacDonald	Unsanitary Premises	Active

Apr 25, 2015 - Aug 28, 2015

8913	Jun 09, 2015	15495690	1	28 Huron Avenue, Sydney Mines, B1V2H3	Richard Wadden	Unsanitary Premises	Active
8914	Jun 09, 2015	15847569	1	930 Main Street, Sydney Mines, B1V2M3	Richard Wadden	Unsanitary Premises	Active
8915	Jun 10, 2015	15129232	12	218 Victoria Road, Sydney, B1P2V6	Jason MacDonald	Unsanitary Premises	Active
8916	Jun 10, 2015	15129224	12	220 Victoria Road, Sydney, B1P2V6	Jason MacDonald	Unsanitary Premises	Active
8917	Jun 10, 2015	15455397	9	26 Fraser Street, Glace Bay, B1A2Z6	Jason MacDonald	Unsanitary Premises	Closed
8918	Jun 10, 2015	15128853	12	95 Victoria Road, Sydney, B1P2V5	Jason MacDonald	Unsanitary Premises	Closed
8919	Jun 10, 2015	15253602	1	83 Park Road, Florence, B1Y1N3	Richard Wadden	Unsanitary Premises	Closed
8920	Jun 11, 2015	15505258	1	38 Butts Street, Sydney Mines, B1V1N2	Richard Wadden	Structure Fire	Active
8921	Jun 11, 2015	15481344	11	381 King Street, New Waterford, B1H3Y3	Jason MacDonald	Unsanitary Premises	Active
8922	Jun 11, 2015	15481336	11	383 King Street, New Waterford, B1H3Y3	Jason MacDonald	Unsanitary Premises	Active
8923	Jun 11, 2015	15481054	11	345 Tenth Street, New Waterford, B1H3W5	Jason MacDonald	Unsanitary Premises	Active
8924	Jun 11, 2015	15481047	11	343 Tenth Street, New Waterford, B1H3W5	Jason MacDonald	Unsanitary Premises	Active
8925	Jun 11, 2015	15481518	11	382 Tenth Street, New Waterford, B1H3W6	Jason MacDonald	Unsanitary Premises	Active
8926	Jun 11, 2015	15481526	11	384 Tenth Street, New Waterford, B1H3W6	Jason MacDonald	Unsanitary Premises	Active
8927	Jun 11, 2015	15481062	11	353 Tenth Street, New Waterford, B1H3W5	Jason MacDonald	Unsanitary Premises	Active

Apr 25, 2015 - Aug 28, 2015

8928	Jun 11, 2015	15481112	11	375 Tenth Street, New Waterford, B1H3W5	Jason MacDonald	Unsanitary Premises	Closed
8929	Jun 11, 2015	15293913	7	420 Front Lake Road, Dutch Brook, B1M1B3	Jason MacDonald	Unsanitary Premises	Closed
8930	Jun 12, 2015	15523780	9	151 Wilson Road, Reserve Mines, B1E1L1	Jason MacDonald	Unsanitary Premises	Active
8931	Jun 15, 2015	15443849	10		Jason MacDonald	Unsanitary Premises	Closed
8932	Jun 17, 2015	15061237	5	83 Bentinck Street, Sydney, B1P1G3	Richard Wadden	Minimum Standards	New
8933	Jun 17, 2015	15180201	1	23 Church Street, Sydney Mines, B1V2R8	Richard Wadden	Unsanitary Premises	Closed
8934	Jun 19, 2015	15444219	10	17 Third Street, Glace Bay, B1A4G6	Jason MacDonald	Unsanitary Premises	Active
8935	Jun 19, 2015	15406234	9	246 York Street, Glace Bay, B1A2M2	Jason MacDonald	Unsanitary Premises	Closed
8936	Jun 19, 2015	15109556	6	453 Whitney Avenue, Sydney, B1P5A8	Richard Wadden	Structure Fire	Closed
8937	Jun 22, 2015	15194913	1	19 Tobin Road, North Sydney, B2A3K5	Richard Wadden	Unsanitary Premises	Active
8938	Jun 22, 2015	15248115	1	92 Toronto Road, Little Pond, B1Y1S8	Richard Wadden	Structure Fire	Active
8939	Jun 22, 2015	15177298	1	7 Cottage Street, Sydney Mines, B1V2N3	Richard Wadden	Unsanitary Premises	Active
8940	Jun 22, 2015	15172992	1	36 Oxford Avenue, Sydney Mines, B1V2J2	Richard Wadden	Unsanitary Premises	Closed
8941	Jun 23, 2015	15181175	1	41 Guy Street, Sydney Mines, B1V2N8	Richard Wadden	Unsanitary Premises	Active
8942	Jun 23, 2015	15162522	1	5 Rodan Street, Sydney Mines, B1V3E6	Richard Wadden	Unsanitary Premises	Active
8943	Jun 23, 2015	15185663	1	84 Hankin Street, Sydney Mines, B1V2A5	Richard Wadden	Unsanitary Premises	Closed

Apr 25, 2015 - Aug 28, 2015

8944	Jun 23, 2015	15099120	6	40 Central Street, Sydney, B1P2A8	Richard Wadden	Unsanitary Premises	Active
8946	Jun 23, 2015	15487010	11	467 First Street, New Waterford, B1H2Z8	Jason MacDonald	Unsanitary Premises	Closed
8947	Jun 23, 2015	15026685	2	50 Prince Street, North Sydney, B2A1J7	Richard Wadden	Minimum Standards	Closed
8948	Jun 24, 2015	15143993	12	279 Gatacre Street, Sydney, B1N1Z6	Jason MacDonald	Unsafe Pool	Closed
8949	Jun 24, 2015	15846405	4	14 Clipper Court, Westmount	Richard Wadden	Unsanitary Premises	Closed
8950	Jun 24, 2015	15273097	11	29 Thomas Street, Scotchtown, B1H1G7	Jason MacDonald	Unsanitary Premises	Active
8951	Jun 24, 2015	15445414	10	48 Hay Street, Glace Bay, B1A5L8	Jason MacDonald	Unsanitary Premises	Active
8952	Jun 25, 2015	15162423	12	991 Victoria Road, Sydney, B1N1K8	Jason MacDonald	Structure Fire	Active
8953	Jun 25, 2015	15162415	12	997 Victoria Road, Sydney, B1N1K8	Jason MacDonald	Structure Fire	Active
8954	Jun 25, 2015	15485907	11	3539 Duggan Avenue, New Waterford, B1H1P9	Jason MacDonald	Unsanitary Premises	Closed
8955	Jun 25, 2015	15328537	1	5 Mormac Street, Sydney Mines, B1V3H2	Richard Wadden	Unsanitary Premises	Closed
8957	Jun 26, 2015	15236920	10	25 Warburton Road, Gardiner Mines, B1H5N4	Duncan MacQueen	No Building Permit	New
8958	Jun 30, 2015	15392640	10	14 Currie Street, Glace Bay, B1A5E3	Richard Wadden	Unsanitary Premises	Active
8959	Jun 30, 2015	15580657	10	7 Sterling Road, Glace Bay, B1A3X2	Richard Wadden	Structure Fire	New
8960	Jun 30, 2015	15026131	2	43 Beacon Street, North Sydney, B2A1R3	Richard Wadden	Unsanitary Premises	Active
8961	Jun 30, 2015	15104292	5	17 Brookview Drive, Sydney, B1P6N3	Richard Wadden	Unsanitary Premises	Closed
8962	Jun 30, 2015	15443153	10	35 Connaught Avenue, Glace Bay, B1A5S1	Jason MacDonald	Unsanitary Premises	Active

*MZ*

Apr 25, 2015 - Aug 28, 2015

8963	Jun 30, 2015	15485907	11	3539 Duggan Avenue, New Waterford, B1H1P9	Jason MacDonald	Unsanitary Premises	Active
8964	Jul 02, 2015	15862667	8	5622 Highway 255, Mira Gut, B1K2X9	Richard Wadden	Structure Fire	Active
8965	Jul 02, 2015	15571649	9	248 South Street, Glace Bay, B1A1W5	Jason MacDonald	Unsanitary Premises	Active
8966	Jul 02, 2015	15417363	9	17 Maxie Street, Glace Bay, B1A2E3	Jason MacDonald	Unsanitary Premises	Active
8967	Jul 02, 2015	15493950	6		Richard Wadden	Unsanitary Premises	Active
8969	Jul 02, 2015	15446511	10	23 Arthur Street, Glace Bay, B1A3Y2	Duncan MacQueen	Fire Hazard	Closed
8970	Jul 03, 2015	15202328	4	10 Fairmount Street, Westmount, B1R2G4	Richard Wadden		Active
8971	Jul 03, 2015	15021181	2	54 Peppett Street, North Sydney, B2A2N6	Richard Wadden	Unsanitary Premises	Active
8972	Jul 03, 2015	15572191	7	2603 Kings Road, Sydney Forks, B1L1A1	Richard Wadden	Unsanitary Premises	New
8973	Jul 03, 2015	15131600	12	131 Lingan Road, Sydney, B1N1V2	Richard Wadden	Unsanitary Premises	Active
8974	Jul 06, 2015	15148646	12	1192 Victoria Road, Sydney, B1N1L4	Richard Wadden	Unsanitary Premises	Active
8975	Jul 06, 2015	15400237	12		Richard Wadden	Unsanitary Premises	Closed
8976	Jul 06, 2015	15447378	10	42 Jessome Street, Glace Bay, B1A5J3	Jason MacDonald	Unsanitary Premises	Active
8977	Jul 06, 2015	15279839	8	585 Donkin Highway, Donkin, B1A6N7	Jason MacDonald	Unsanitary Premises	Active
8978	Jul 06, 2015	15461155	8	55 Peppereil Street, Louisbourg	Jason MacDonald	Unsanitary Premises	Active
8979	Jul 07, 2015	15026115	2	37 King Street, North Sydney, B2A2S7	Richard Wadden	Unsanitary Premises	New

*M*

Apr 25, 2015 - Aug 28, 2015

8980	Jul 07, 2015	15198377	3	626 Upper Leitches Creek Road, Upper Leitches Creek, B2A4B5	Richard Wadden	Structure Fire	Active
8981	Jul 07, 2015	15468499	11	3054 Plummer Avenue, New Waterford, B1H1X8	Richard Wadden	Structure Fire	Closed
8982	Jul 07, 2015	15057409	5	11 Harrington Place, Sydney, B1P1R4	Richard Wadden	Fire Hazard	New
8983	Jul 07, 2015	15118391	6	828 Upper Prince Street, Sydney, B1P5N7	Jason MacDonald	Unsanitary Premises	Closed
8984	Jul 08, 2015	15112519	6	361 Columbia Street, Sydney, B1P4K2	Jason MacDonald	Unsanitary Premises	Active
8985	Jul 08, 2015	15380165	10	57 Church Street, Dominion, B1G1A8	Jason MacDonald	Unsanitary Premises	Active
8986	Jul 09, 2015	15211741	4	625 Rudderham Road, Point Edward, B2A4W1	Richard Wadden	Unsanitary Premises	New
8987	Jul 09, 2015	15605405	7	91 Covert Lane, Grand Mira South, B1K1J8	Jason MacDonald	Unsanitary Premises	Active
8988	Jul 09, 2015	15376718	10	129 Birch Street, Dominion, B1G1A3	Jason MacDonald	Unsanitary Premises	Active
8989	Jul 13, 2015	15478696	11	3463 Victoria Avenue, New Waterford, B1H1M3	Jason MacDonald	Unsanitary Premises	Active
8990	Jul 13, 2015	15272206	11	17 Queen Street, Scotchtown, B1H1E7	Jason MacDonald	Unsanitary Premises	Active
8991	Jul 13, 2015	15375918	10	5 Peorville Street, Dominion, B1G1S2	Jason MacDonald	Unsanitary Premises	Active
8992	Jul 13, 2015	15262751	11		Jason MacDonald	Unsanitary Premises	Closed
8993	Jul 13, 2015	15115553	6	110 Bristol Drive, Sydney, B1P6P3	Greg MacPhee	No Building Permit	Active
8994	Jul 13, 2015	15676554	8	64 Mira Ferry Lane, Albert Bridge, B1K3K8	Jason MacDonald	Unsanitary Premises	Active
8995	Jul 14, 2015	15118391	6	828 Upper Prince Street, Sydney, B1P5N7	Jason MacDonald	Unsanitary Premises	Active

12

8996	Jul 14, 2015	15331069	7	6114 East Bay Highway, Ben Eoin, B1J1P9	Richard Wadden	Unsanitary Premises	New
8997	Jul 14, 2015	15582927	9		Jason MacDonald	Unsanitary Premises	Closed
8998	Jul 14, 2015	15137441	12	28 Bryan Street, Sydney, B1N2N6	Jason MacDonald	Unsanitary Premises	Active
8999	Jul 14, 2015	15137458	12	30 Bryan Street, Sydney, B1N2N6	Jason MacDonald	Unsanitary Premises	Closed
9000	Jul 15, 2015	15593452	11	177 Olive Street, New Waterford, B1H5T6	Jason MacDonald	Unsafe Pool	Closed
9001	Jul 15, 2015	15128648	12	64 Richmond Street, Sydney, B1P2T9	Jason MacDonald	Unsanitary Premises	Active
9002	Jul 16, 2015	15871577		96 Second Street, Glace Bay, B1A4E5	Duncan MacQueen	No Building Permit	New
9003	Jul 21, 2015	15219744	4	207 Bungalow Road, Coxheath, B1R1T3	Richard Wadden	Unsanitary Premises	Active
9004	Jul 21, 2015	15084734	5	880 George Street, Sydney, B1P1M1	Richard Wadden	Unsanitary Premises	New
9005	Jul 21, 2015	15398639	9		Jason MacDonald	Unsanitary Premises	Closed
9006	Jul 22, 2015	15495591	1		Richard Wadden	Unsanitary Premises	Active
9007	Jul 22, 2015	15416860	9		Jason MacDonald	Unsanitary Premises	Closed
9008	Jul 24, 2015	15179989	1	93 Crescent Street, Sydney Mines, B1V2P2	Richard Wadden	Unsafe Pool	Closed
9009	Jul 24, 2015	15179971	1	97 Crescent Street, Sydney Mines, B1V2P4	Richard Wadden	Unsafe Pool	Closed
9010	Jul 24, 2015	15179849	1	109 Crescent Street, Sydney Mines, B1V2P5	Richard Wadden	Unsanitary Premises	Active
9011	Jul 24, 2015	15067994	5	517 Charlotte Street, Sydney, B1P1E6	Richard Wadden	Minimum Standards	New

Apr 25, 2015 - Aug 28, 2015

9012	Jul 27, 2015	15099823	6	228 Cottage Road, Sydney, B1P2E9	Richard Wadden	Unsanitary Premises	New
9013	Jul 27, 2015	15650955	1	137 LeGatto Street, Sydney Mines, B1V2S6	Richard Wadden		New
9014	Jul 28, 2015	15795388	1	160 Pond Road, Sydney Mines, B1V3N1	Richard Wadden	Unsafe Pool	New
9015	Jul 28, 2015	15489917	11	285 Coronation Avenue, New Waterford, B1H2V5	Jason MacDonald	Unsanitary Premises	Active
9016	Jul 29, 2015	15036551	7	80 Campbells Road, Marion Bridge, B1K2H1	Jason MacDonald	Structure Fire	Closed
9017	Jul 29, 2015	15380611	10	4 Breigh Park, Dominion, B1G1C9	Jason MacDonald	Minimum Standards	New
9018	Jul 29, 2015	15315252	3	3786 Eskasoni Road, Islandview, B1A4A3	Richard Wadden	Unsanitary Premises	New
9019	Jul 30, 2015	15542996	7	410 Front Lake Road, Dutch Brook, B1M1B3	Greg MacPhee	No Building Permit	New
9020	Jul 31, 2015	15259401	12	13 Gallivan Drive, South Bar, B1N3H8	Jason MacDonald	Unsanitary Premises	New
9021	Aug 04, 2015	15142078	12	33 Kitchener Street, Sydney, B1N1X6	Jason MacDonald	Unsanitary Premises	New
9022	Aug 04, 2015	15451073	10	107 Connaught Avenue, Glace Bay, B1A5S3	Jason MacDonald	Unsanitary Premises	New
9023	Aug 04, 2015	15443724	10	41 Fifth Street, Glace Bay, B1A4J2	Jason MacDonald	Unsanitary Premises	Active
9024	Aug 04, 2015	15475676	11	469 Tenth Street, New Waterford, B1H3W9	Jason MacDonald	Unsanitary Premises	New
9025	Aug 05, 2015	15443724	10	41 Fifth Street, Glace Bay, B1A4J2	Jason MacDonald	Unsanitary Premises	Closed
9026	Aug 05, 2015	15112519	6	361 Columbia Street, Sydney, B1P4K2	Jason MacDonald	Unsanitary Premises	Closed
9027	Aug 06, 2015	15138852	12	83 Henry Street, Sydney, B1N2H1	Jason MacDonald	Structure Fire	Closed
9028	Aug 06, 2015	15008600	1	7 Convent Street, Sydney Mines, B1V1J6	Jason MacDonald	Unsafe Pool	Closed

Apr 25, 2015 - Aug 28, 2015

9029	Aug 06, 2015	15138134	12	837 Victoria Road, Sydney, B1N1J9	Jason MacDonald	Unsanitary Premises	New
9030	Aug 07, 2015	15012628	2	59 Campbell Street, North Sydney, B2A2C8	Richard Wadden	Minimum Standards	New
9031	Aug 10, 2015	15357908	8	1615 Main-A-Dieu Road, Bateson, B1C1W2	Jason MacDonald	Unsanitary Premises	New
9032	Aug 11, 2015	15582927	9		Jason MacDonald	Unsanitary Premises	Closed
9033	Aug 11, 2015	15577539	1	1000 Shore Road, Sydney Mines, B1V1B6	Richard Wadden	Unsanitary Premises	New
9034	Aug 11, 2015	15417405	9	3 Maxie Street, Glace Bay, B1A2E3	Jason MacDonald	Unsanitary Premises	New
9035	Aug 12, 2015	15087505	6	4 Essex Street, Sydney, B1P5C4	Richard Wadden	Unsanitary Premises	Active
9036	Aug 12, 2015	15188337	1	205 Lamonds Street, Sydney Mines, B1V1W1	Richard Wadden	Unsanitary Premises	Active
9037	Aug 13, 2015	15716087	12		Jason MacDonald	Unsanitary Premises	New
9038	Aug 17, 2015	15390248	10	212 Alexander Street, Glace Bay, B1A4A7	Richard Wadden	Structure Fire	Active
9039	Aug 18, 2015	15266265	11	4081 New Waterford Highway, New Victoria, B1H5C7	Jason MacDonald	Unsanitary Premises	Active
9040	Aug 19, 2015	15028921	2	107 Pierce Street, North Sydney, B2A1P1	Richard Wadden	Unsanitary Premises	New
9041	Aug 19, 2015	15028921	2	107 Pierce Street, North Sydney, B2A1P1	Richard Wadden	Unsanitary Premises	New
9042	Aug 19, 2015	15028939	2	109 Pierce Street, North Sydney, B2A1P1	Richard Wadden	Unsanitary Premises	New
9043	Aug 19, 2015	15028954	2	28 Blowers Street, North Sydney, B2A2Y5	Richard Wadden	Unsanitary Premises	New
9044	Aug 19, 2015	15064678	5	228 Charlotte Street, Sydney, B1P1C5	Richard Wadden	Unsanitary Premises	Active

*M*

Apr 25, 2015 - Aug 28, 2015

9045	Aug 19, 2015	15402829	9	4 Grove Street, Glace Bay	Jason MacDonald	Unsafe Pool	Active
9046	Aug 19, 2015	15324353	3	735 Campbell Road, Balls Creek, B2A4M1	Richard Wadden	Unsanitary Premises	Closed
9047	Aug 21, 2015	15361991	8	45 Mira Gut Lane, Mira Gut, B1K2X3	Jason MacDonald	Unsanitary Premises	New
9048	Aug 25, 2015	15164502	1	43 Pond Road, Sydney Mines, B1V2X1	Richard Wadden	Unsanitary Premises	New
9049	Aug 26, 2015	15335201	7	86 Covert Lane, Grand Mira South, B1K1J6	Jason MacDonald		Active
9050	Aug 26, 2015	15238934	12	81 Victoria Road, Sydney, B1P2V5	Jason MacDonald	Unsanitary Premises	New
9051	Aug 27, 2015	15163678	1	934 Main Street, Sydney Mines	Richard Wadden	Unsanitary Premises	New
9052	Aug 28, 2015	15241524	9	2206 Sydney Road, Reserve Mines, B1E1K1	Jason MacDonald	Unsafe Pool	New

Revenue	Year To Date Assigned	4 Month Budget	4 Month Budget Variance	Annual Budget	Annual Budget Remaining
Total Taxes	\$ 34,118,205	\$ 33,961,318	\$ 156,887	\$ 101,883,955	\$ 67,765,750
Total Federal Government	845,352	845,352	-	2,536,056	1,690,704
Total Federal Government Agencies	392,500	392,503	(3)	1,177,510	785,010
Total Provincial Government	441,632	441,633	(1)	1,324,898	883,266
Total Provincial Government Agencies	976,024	976,023	1	2,928,070	1,952,046
Total Services to Other Local Government	143,260	143,260	0	429,779	286,519
Total Transit	201,629	210,000	(8,371)	630,000	428,371
Total Environmental Development Services	119,267	86,723	32,544	260,168	140,901
Total Licenses & Permits	59,072	59,667	(595)	179,000	119,928
Total Fines & Fees	199,706	184,451	15,255	553,353	353,647
Total Rentals	187,172	183,333	3,839	550,000	362,828
Total Concessions & Franchises	137,172	122,172	15,000	366,517	229,345
Total Return on Investments/Interest on Taxes	433,687	416,833	16,854	1,250,500	816,813
Total Finance Revenue	10,010	10,167	(157)	30,500	20,490
Total Solid Waste Revenue	722,706	633,333	89,372	2,267,000	1,544,294
Total Recreation & Cultural Service Programs	304,890	277,991	26,898	1,789,105	1,484,215
Total Water Utility Charges	1,650,503	1,650,503	(0)	4,951,510	3,301,007
Total Unconditional Transfers	5,291,134	5,307,153	(16,019)	15,921,458	10,630,324
Total Conditional Transfers	1,240,672	1,392,674	(152,002)	4,178,021	2,937,349
<b>Year To Date Assigned</b>	<b>\$ 47,474,593</b>	<b>\$ 47,295,090</b>	<b>\$ 179,504</b>	<b>\$ 143,207,400</b>	<b>\$ 95,732,807</b>

*Dawn Durham*  
 Departmental

*[Signature]*  
 Reviewed

**SUMMARY**

**INCOME STATEMENT**

**JULY 31, 2015**

Expenditures	Year to date Expended	4 Month Budget	4 Month Budget Variance	Annual Budget	Annual Budget Remaining
Legislative	\$ 477,778	\$ 493,741	\$ 15,963	\$ 1,415,714	\$ 937,936
Administration	418,120	424,126	6,006	995,609	577,489
Finance	742,611	881,481	138,870	2,739,607	1,996,996
Legal	150,177	192,325	42,148	565,444	415,267
Human Resources	490,833	537,800	46,968	1,600,549	1,109,716
Technology & Communications	296,649	322,035	25,387	1,153,099	856,450
Municipal Clerk	109,534	129,664	20,131	480,466	370,932
Fiscal Services	7,892,213	7,964,666	72,453	34,772,031	26,879,818
Occupational Health & Safety	63,757	70,710	6,953	215,532	151,775
Facilities: Centre 200 & Arenas	841,229	1,049,313	208,084	3,127,620	2,286,391
Police Services	8,080,124	8,296,825	216,702	25,110,074	17,029,950
Fire Services (Incl EMO)	5,371,079	5,744,175	373,096	16,550,728	11,179,649
Engineering & Public Works	15,599,355	16,266,405	667,051	48,849,744	33,250,390
Planning	790,631	878,736	88,105	2,650,361	1,859,730
Recreation	1,808,020	1,856,518	48,498	2,980,821	1,172,801
<b>Total expended to date</b>	<b>\$ 43,132,108</b>	<b>\$ 45,108,521</b>	<b>\$ 1,976,413</b>	<b>\$ 143,207,400</b>	<b>\$ 100,075,292</b>


*Steve Dunham*

**Departmental**

*[Signature]*  
**Reviewed**

Legislative	Year to date Expended	4 Month Budget	4 Month Budget Variance	Annual Budget	Annual Budget Remaining
6000 WAGES/SALARIES	\$ 288,876	\$ 286,519	\$ (2,357)	\$ 876,474	\$ 587,598
6010 BENEFITS	37,324	42,052	4,728	128,640	91,316
6030 TRAVEL/CONFERENCES	95,096	89,683	(5,413)	209,000	113,904
6040 PROF MEM/DUES & FEES	19,032	19,388	356	55,325	36,293
6050 OFFICE SUPPLIES	5,020	6,821	1,800	20,000	14,980
6060 OFFICE EQUIPMENT	1,653	5,217	3,564	6,550	4,897
6080 ADVERTISING	2,935	7,005	4,070	14,500	11,565
6100 COURIER	115	208	94	625	510
6110 TELEPHONE/FAX	10,736	18,901	8,165	51,900	41,164
6120 PUBL./SUBSCRIPTIONS	845	1,567	721	4,700	3,855
6130 COMPUTER HARDWARE	2,125	1,380	(745)	3,000	875
6150 MEETING EXPENSES	3,854	7,667	3,813	23,000	19,146
6170 PROMOTION	7,166	7,333	167	22,000	14,834
6180 COST RECOVERY	3,000	-	(3,000)	-	(3,000)
8010 OPERATIONAL MAT/SUPP	-	-	-	-	-
8100 PROFESSIONAL SERVICES	-	-	-	-	-
<b>Total expended to date</b>	<b>\$ 477,778</b>	<b>\$ 493,741</b>	<b>\$ 15,963</b>	<b>\$ 1,415,714</b>	<b>\$ 937,936</b>

  
 Departmental

  
 Finance

**ADMINISTRATION**

**INCOME STATEMENT**

**JULY 31, 2015**

<b>Administration</b>	<b>Year to date Expended</b>	<b>4 Month Budget</b>	<b>4 Month Budget Variance</b>	<b>Annual Budget</b>	<b>Annual Budget Remaining</b>
6000 WAGES/SALARIES	\$ 108,401	\$ 107,904	\$ (497)	\$ 330,082	\$ 221,681
6010 BENEFITS	15,391	18,335	2,943	56,087	40,696
6020 TRAINING/EDUCATION	1,575	1,167	(408)	1,500	(75)
6030 TRAVEL/CONFERENCES	11,857	8,284	(3,573)	20,500	8,643
6040 PROF MEM/DUES & FEES	667	315	(352)	945	278
6050 OFFICE SUPPLIES	328	405	77	2,405	2,077
6100 COURIER	19	100	81	300	281
6110 TELEPHONE/FAX	716	983	267	2,950	2,234
6130 COMPUTER HARDWARE	-	640	640	1,920	1,920
6150 MEETING EXPENSES	563	640	77	1,920	1,357
6170 PROMOTION	15,975	19,856	3,881	20,000	4,025
8100 PROFESSIONAL SERVICES	39,337	42,208	2,871	126,624	87,287
8150 GRANTS/SUBS TO ORG	223,290	223,290	-	430,376	207,086
<b>Total expended to date</b>	<b>\$ 418,120</b>	<b>\$ 424,126</b>	<b>\$ 6,006</b>	<b>\$ 995,609</b>	<b>\$ 577,489</b>

  
 \_\_\_\_\_  
 Departmental

  
 \_\_\_\_\_  
 Finance

Finance	Year to date Expended	4 Month Budget	4 Month Budget Variance	Annual Budget	Annual Budget Remaining
6000 WAGES/SALARIES	\$ 554,486	\$ 601,182	\$ 46,697	\$ 1,839,038	\$ 1,284,552
6010 BENEFITS	104,571	118,030	13,459	361,059	256,488
6020 TRAINING/EDUCATION	2,398	6,730	4,332	24,630	22,232
6030 TRAVEL/CONFERENCES	3,587	6,614	3,027	24,000	20,413
6040 PROF MEM/DUES & FEES	4,015	4,300	285	5,330	1,315
6050 OFFICE SUPPLIES	2,916	6,167	3,251	18,500	15,584
6060 OFFICE EQUIPMENT	370	4,833	4,463	14,500	14,130
6080 ADVERTISING	13,417	13,152	(265)	42,000	28,583
6090 POSTAGE	58,072	72,710	14,638	157,300	99,228
6100 COURIER	3,384	7,567	4,183	22,700	19,316
6110 TELEPHONE/FAX	4,049	6,600	2,551	19,800	15,751
6130 COMPUTER HARDWARE	5,160	9,900	4,740	19,800	14,640
6140 COMPUTER SOFTWARE	-	-	-	57,000	57,000
6160 LIABILITY INSURANCE	100,155	109,316	9,161	299,600	199,445
6180 COST RECOVERY	(153,726)	(138,324)	15,402	(347,150)	(193,424)
8010 OPERATIONAL MAT/SUPP	600	2,333	1,733	7,000	6,400
8100 PROFESSIONAL SERVICE	15,643	16,000	357	55,000	39,357
8110 CONTRACTS/AGREEMENTS	18,997	23,638	4,641	63,800	44,803
8120 LEASES	2,644	5,233	2,589	15,700	13,056
8180 TAX EXEPT/WRITE OFF	1,875	5,500	3,625	40,000	38,125
<b>Total expended to date</b>	<b>\$ 742,611</b>	<b>\$ 881,481</b>	<b>\$ 138,870</b>	<b>\$ 2,739,607</b>	<b>\$ 1,996,996</b>

*Daria Durhan*


Departmental

*for Jennifer  
Campbell.*

*Mark Walsh*

Finance

Legal	Year to date Expended	4 Month Budget	4 Month Budget Variance	Annual Budget	Annual Budget Remaining
6000 WAGES/SALARIES	\$ 90,399	\$ 95,831	\$ 5,431	\$ 293,150	\$ 202,751
6010 BENEFITS	17,808	19,416	1,608	59,394	41,587
6020 TRAINING/EDUCATION	626	3,704	3,079	6,500	5,874
6030 TRAVEL/CONFERENCES	1,952	2,833	881	8,500	6,548
6040 PROF MEM/DUES & FEES	5,778	5,805	28	6,200	423
6050 OFFICE SUPPLIES	259	1,167	907	3,500	3,241
6060 OFFICE EQUIPMENT	1,708	1,400	(308)	4,200	2,492
6070 PHOTOCOPY SUPPLIES	796	833	38	2,500	1,704
6080 ADVERTISING	-	333	333	1,000	1,000
6100 COURIER	65	800	735	1,000	935
6110 TELEPHONE/FAX	1,244	1,667	422	5,000	3,756
6120 PUBL./STATUTES	2,062	4,068	2,006	14,000	11,938
6130 COMPUTER HARDWARE	-	1,000	1,000	3,000	3,000
6140 COMPUTER SOFTWARE	-	-	-	2,500	2,500
6150 MEETING EXPENSE	-	167	167	500	500
6180 COST RECOVERY	-	-	-	-	-
8100 PROFESSIONAL SERVICE	27,481	53,301	25,820	154,500	127,019
<b>Total expended to date</b>	<b>\$ 150,177</b>	<b>\$ 192,325</b>	<b>\$ 42,148</b>	<b>\$ 565,444</b>	<b>\$ 415,267</b>

  
 \_\_\_\_\_  
 Departmental

  
 \_\_\_\_\_  
 Finance


HUMAN RESOURCES

INCOME STATEMENT

JULY 31, 2015


Human Resources	Year to date Expended	4 Month Budget	4 Month Budget Variance	Annual Budget	Annual Budget Remaining
6000 WAGES/SALARIES	\$ 159,243	\$ 182,597	\$ 23,354	\$ 558,570	\$ 399,327
6010 BENEFITS	249,357	245,473	(3,884)	733,399	484,042
6020 TRAINING/EDUCATION	-	2,000	2,000	6,000	6,000
6030 TRAVEL/CONFERENCES	3,765	7,661	3,896	16,250	12,485
6040 PROF MEM/DUES & FEES	862	577	(286)	1,730	868
6050 OFFICE SUPPLIES	1,234	5,233	4,000	15,700	14,466
6060 OFFICE EQUIPMENT	-	1,500	1,500	2,500	2,500
6080 ADVERTISING	3,670	3,175	(495)	5,000	1,330
6110 TELEPHONE/FAX	2,163	3,333	1,170	10,000	7,837
6120 PUBL./SUBSCRIPTIONS	312	1,252	940	2,400	2,088
6130 COMPUTER HARDWARE	2,621	3,333	712	4,000	1,379
6150 MEETING EXPENSE	-	667	667	2,000	2,000
8010 OPERATIONAL MAT/SUPP	293	-	(293)	-	(293)
8100 PROFESSIONAL SERVICE	65,271	76,833	11,562	230,500	165,229
8110 CONTRACTS/AGREEMENTS	2,042	4,167	2,125	12,500	10,458
<b>Total expended to date</b>	<b>\$ 490,833</b>	<b>\$ 537,800</b>	<b>\$ 46,968</b>	<b>\$ 1,600,549</b>	<b>\$ 1,109,716</b>

  
 \_\_\_\_\_  
 Departmental

  
 \_\_\_\_\_  
 Finance

Technology/Communications	Year to date Expended	4 Month Budget	4 Month Budget Variance	Annual Budget	Annual Budget Remaining
6000 WAGES/SALARIES	\$ 122,578	\$ 130,702	\$ 8,124	\$ 399,824	\$ 277,246
6010 BENEFITS	27,377	26,144	(1,233)	79,975	52,598
6020 TRAINING/EDUCATION	-	6,000	6,000	18,000	18,000
6030 TRAVEL/CONFERENCES	3,249	6,667	3,418	20,000	16,751
6040 PROF MEM/DUES & FEES	626	333	(292)	1,000	374
6050 OFFICE SUPPLIES	2,183	1,489	(694)	3,000	817
6060 OFFICE EQUIPMENT	1,297	600	(697)	3,000	1,703
6080 ADVERTISING	-	167	167	500	500
6100 COURIER	-	100	100	300	300
6110 TELEPHONE/FAX	15,968	25,000	9,032	75,000	59,032
6120 PUBL./SUBSCRIPTIONS	-	333	333	1,000	1,000
6130 COMPUTER HARDWARE	27,138	27,333	195	130,000	102,862
6140 COMPUTER SOFTWARE	90,366	90,333	(33)	190,000	99,634
6150 MEETING EXPENSE	91	167	76	500	409
8110 CONTRACTS/AGREEMENTS	-	-	-	42,000	42,000
8120 LEASES SAP	5,776	6,667	890	95,000	89,224
8130 LICENSES/PERMITS	-	-	-	94,000	94,000
<b>Total expended to date</b>	<b>\$ 296,649</b>	<b>\$ 322,035</b>	<b>\$ 25,387</b>	<b>\$ 1,153,099</b>	<b>\$ 856,450</b>

  
 \_\_\_\_\_  
 Departmental

  
 \_\_\_\_\_  
 Finance

Municipal Clerk	Year to date Expended	4 Month Budget	4 Month Budget Variance	Annual Budget	Annual Budget Remaining
6000 WAGES/SALARIES	\$ 75,638	\$ 83,442	\$ 7,804	\$ 255,252	\$ 179,614
6010 BENEFITS	16,955	17,804	849	54,464	37,509
6020 TRAINING/EDUCATION	690	2,086	1,396	5,500	4,810
6030 TRAVEL/CONFERENCES	3,060	2,756	(304)	6,500	3,440
6040 PROF MEM/DUES & FEES	641	633	(8)	700	59
6050 OFFICE SUPPLIES	13	3,333	3,320	10,000	9,987
6060 OFFICE EQUIPMENT	1,113	4,917	3,803	14,750	13,637
6070 PHOTOCOPY SUPPLIES	3,995	6,000	2,005	18,000	14,005
6080 ADVERTISING	-	333	333	1,000	1,000
6100 COURIER	-	333	333	1,000	1,000
6110 TELEPHONE/FAX	1,052	1,500	448	4,500	3,448
6120 PUBL./SUBSCRIPTIONS	1,382	1,393	11	1,800	418
6140 COMPUTER SOFTWARE	4,549	4,633	84	7,000	2,451
8110 CONTRACTS/AGREEMENTS	444	500	56	100,000	99,556
<b>Total expended to date</b>	<b>\$ 109,534</b>	<b>\$ 129,664</b>	<b>\$ 20,131</b>	<b>\$ 480,466</b>	<b>\$ 370,932</b>

*Robert Campbell*  
 \_\_\_\_\_  
 Departmental

*[Signature]*  
 \_\_\_\_\_  
 Finance

Fiscal Services	Year to date Expended	4 Month Budget	4 Month Budget Variance	Annual Budget	Annual Budget Remaining
9010 INT SHRT TERM BORROW	\$ 65,578	\$ 125,000	\$ 59,422	\$ 375,000	\$ 309,422
9020 INT ON DEBT	1,214,129	1,214,129	-	2,386,672	1,172,543
9051 PRINC ON DEBT	497,487	497,487	-	13,626,208	13,128,721
9090 BANK CHARGES	19,024	28,667	9,643	86,000	66,976
9430 APPROP TO B.I.D.C.	30,388	30,035	(353)	90,105	59,717
9600 PROV. CORRECTIONS	364,656.00	369,624	4,968	1,108,871.00	744,215.00
9610 CB REG. HOUSING	680,391	688,196	7,805	2,064,588	1,384,197
9620 REGIONAL LIBRARY	221,088	223,333	2,246	670,000	448,912
9630 CB/VIC. SCHOOL BOARD	4,344,609	4,333,333	(11,276)	13,000,000	8,655,391
9640 PROPERTY ASSESSMENT	454,864	454,862	(2)	1,364,587	909,723
<b>Total expended to date</b>	<b>\$ 7,892,213</b>	<b>\$ 7,964,666</b>	<b>\$ 72,453</b>	<b>\$ 34,772,031</b>	<b>\$ 26,879,818</b>

*Dana Durhan*  
 Departmental  
*for Jennifer Campbell*


*[Signature]*  
 Finance

# Occupational Health Safety Income Statement

JULY 31, 2015

Occupational Health & Safety	Year to date Expended	4 Month Budget	4 Month Budget Variance	Annual Budget	Annual Budget Remaining
6000 WAGES/SALARIES	\$ 45,200	\$ 47,915	\$ 2,716	\$ 146,575	\$ 101,375
6010 BENEFITS	10,368	9,708	(660)	29,697	19,329
6020 TRAINING/EDUCATION	2,870	1,950	(920)	5,850	2,980
6030 TRAVEL/CONFERENCES	1,004	3,667	2,662	11,000	9,996
6040 PROF MEM/DUES & FEES	-	178	178	535	535
6050 OFFICE SUPPLIES	469	1,000	531	3,000	2,531
6060 OFFICE EQUIPMENT	817	-	(817)	-	(817)
6110 TELEPHONE/FAX	991	1,125	134	3,375	2,384
6120 PUBL/SUBSCRIPTIONS	-	667	667	2,000	2,000
6130 COMPUTER HARDWARE	-	667	667	2,000	2,000
6140 COMPUTER SOFTWARE	-	167	167	500	500
6150 MEETING EXPENSES	1,821	833	(988)	2,500	679
8010 OPERATIONAL MAT/SUPP	-	-	-	-	-
8100 PROFESSIONAL SERVICE	217	1,833	1,616	5,500	5,283
8120 CONTRACTS & AGREEMENT	-	1,000	1,000	3,000	3,000
<b>Total expended to date</b>	<b>\$ 63,757</b>	<b>\$ 70,710</b>	<b>\$ 6,953</b>	<b>\$ 215,532</b>	<b>\$ 151,775</b>

\_\_\_\_\_  
Departmental

  
\_\_\_\_\_  
Finance

	Year to date Expended	4 Month Budget	4 Month Budget Variance	Annual Budget	Annual Budget Remaining
6000 WAGES/SALARIES	\$ 420,682	\$ 426,082	\$ 5,400	\$ 1,303,400	\$ 882,718
6010 BENEFITS	80,633	79,558	(1,075)	243,370	162,737
6020 TRAINING	492	833	341	2,500	2,008
6030 TRAVEL/CONFERENCES	4,458	1,833	(2,625)	6,000	1,542
6040 PROF MEM/DUES & FEES	258	500	242	500	242
6050 OFFICE SUPPLIES	1,065	1,833	768	5,500	4,435
6060 OFFICE EQUIPMENT	280	833	553	2,500	2,220
6080 ADVERTISING	8,038	3,333	(4,705)	10,000	1,962
6100 COURIER	-	500	500	1,500	1,500
6110 TELEPHONE/FAX	5,057	10,000	4,943	30,000	24,943
6130 COMPUTER HARDWARE	-	667	667	2,000	2,000
6140 COMPUTER SOFTWARE	2,229	1,667	(562)	5,000	2,771
6160 LIABILITY INSURANCE	5,296	9,333	4,037	28,000	22,704
7000 HEAT	4,321	16,083	11,762	45,000	40,679
7010 ELECTRICAL	98,935	140,000	41,065	420,000	321,065
7020 WATER	11,377	14,167	2,790	42,500	31,123
7030 BLDG/FACILITY MAINT	19,219	45,707	26,489	135,000	115,781
7040 BLDG/FACILITY REPAIR	7,175	31,533	24,358	85,000	77,825
7050 BLDG/FACILITY INS	7,196	6,433	(763)	19,300	12,104
7060 BLDG/FACILITY RENOV	1,183	5,000	3,817	15,000	13,817
7080 PLANT MAINTENANCE	1,310	13,667	12,356	31,000	29,690
7110 SECURITY	16,016	21,667	5,650	65,000	48,984
7500 VEH/EQUIP MAINT	-	333	333	1,000	1,000
7510 VHE/EQUIP REPAIRS	-	4,167	4,167	12,500	12,500
7520 VEH/EQUIP INSURANCE	824	1,183	359	3,550	2,726
7540 VEH/EQUIP RENTAL	2,595	2,500	(95)	2,500	(95)
8000 OPERATIONAL EQUIPMENT	-	1,667	1,667	5,000	5,000
8010 OPERATIONAL MAT/SUPP	19,288	44,733	25,445	115,000	95,712
8050 COST OF SALES	109,343	138,833	29,490	416,500	307,157
8090 UNIFORMS/CLOTHING	1,290	3,833	2,543	11,500	10,210
8100 PROFESSIONAL SERVICE	8,907	6,667	(2,240)	20,000	11,093
8110 CONTRACTS/AGREEMENTS	3,029	14,000	10,971	42,000	38,971
8130 LICENSES/PERMITS	732	167	(565)	500	(232)
<b>Total expended to date</b>	<b>\$ 841,229</b>	<b>\$ 1,049,313</b>	<b>\$ 208,084</b>	<b>\$ 3,128,120</b>	<b>\$ 2,286,891</b>

Departmental

Finance

	Year to date Assigned	4 Month Budget	4 Month Budget Variance	Annual Budget	Annual Budget Remaining
GL 5001 Ice Rentals	\$ 17,398	\$ 600	\$ (16,798)	\$ 600,000	\$ 582,602
GL 5002 Public Skating	-	-	-	18,500	18,500
GL 5003 High School Hockey	-	5,333	5,333	32,000	32,000
GL 5004 Arena Rental	5,922	20,875	14,953	29,000	23,078
GL 5005 Gym Rental	4,174	6,000	1,826	18,000	13,826
GL 5006 Canteen Sales	91,764	33,493	(58,272)	333,500	241,736
GL 5009 Major Events	36,755	61,053	24,298	100,000	63,245
GL 5010 Other Revenue	60,243	44,830	(15,413)	350,000	289,757
GL 5010 Advertising Revenue	3,000	-	(3,000)	-	(3,000)
GL 5033 Program Equipment	11,416	8,439	(2,976)	28,500	17,084
GL 5032 Special Event Revenue	-	-	-	-	-
GL 5034 Facility Rentals	49,879	45,833	(4,045)	125,000	75,121
<b>TOTAL C200</b>	<b>\$ 280,550</b>	<b>\$ 226,456</b>	<b>\$ (54,093)</b>	<b>\$ 1,634,500</b>	<b>\$ 1,353,950</b>

Departmental

  
Finance


FIRE SERVICES INCLUDING EMO

INCOME STATEMENT

JULY 31, 2015

Fire Services Including EMO	Year to date Expended	4 Month Budget	4 Month Budget Variance	Annual Budget	Annual Budget Remaining
6000 WAGES/SALARIES	\$ 1,492,510	\$ 1,680,802	\$ 188,292	\$ 5,141,640	\$ 3,649,130
6010 BENEFITS	310,282	315,676	5,394	965,665	655,383
6011 MISC. BENEFITS	53,381	33,098	(20,283)	33,098	(20,283)
6020 TRAINING/EDUCATION	12,209	58,090	45,881	148,270	136,061
6030 TRAVEL/CONFERENCES	14,886	23,395	8,509	51,100	36,214
6040 PROF MEM/DUES & FEES	6,641	4,225	(2,416)	11,734	5,093
6050 OFFICE SUPPLIES	3,669	4,033	364	12,100	8,431
6060 OFFICE EQUIPMENT	2,261	2,150	(111)	6,450	4,189
6070 PHOTOCOPY SUPPLIES	-	167	167	500	500
6080 ADVERTISING	2,483	1,783	(700)	5,350	2,867
6100 COURIER	107	150	43	450	343
6110 TELEPHONE/FAX	11,150	17,261	6,112	51,784	40,634
6120 PUBL./SUBSCRIPTIONS	-	900	900	2,700	2,700
6130 COMPUTER HARDWARE	4,501	4,924	423	14,007	9,506
6140 COMPUTER SOFTWARE	1,789	3,835	2,046	12,006	10,217
6150 MEETING EXPENSES	567	1,468	901	4,404	3,837
6160 LIABILITY INSURANCE	-	-	-	-	-
6170 PROMOTION	6,878	12,667	5,788	38,000	31,122
6180 COST RECOVERY	6,289	-	(6,289)	-	(6,289)
7000 HEAT	18,409	38,570	20,162	115,711	97,302
7010 ELECTRICAL	15,906	21,658	5,753	68,100	52,194
7020 WATER	3,714	11,277	7,563	27,108	23,394
7030 BLDG/FACILITY MAINT	17,046	19,333	2,287	58,000	40,954
7040 BLDG/FACILITY REPAIR	11,030	7,133	(3,897)	21,400	10,370
7050 BLDG/FACILITY INS	3,020	2,739	(281)	8,216	5,196
7060 BLDG/FACILITY RENOV	-	-	-	-	-
7070 BLDG/FACILITY RENTALS	1,912	-	(1,912)	-	(1,912)
7080 PLANT MAINTENANCE	-	133	133	400	400
7500 VEH/EQUIP MAINT.	17,999	28,275	10,276	89,824	71,825
7505 GASOLINE/DIESEL	20,043	36,269	16,226	91,507	71,464
7510 VEH/EQUIP REPAIRS	11,719	6,333	(5,386)	19,000	7,281
7520 VEH/EQUIP INSURANCE	22,180	25,313	3,133	64,036	41,856
7530 VEH/EQUIP REPLACEMENT	2,672	16,667	13,994	70,000	67,328
7540 VEH/EQUIP RENTAL	-	-	-	204	204
7550 VEH/EQUIP TOWING	-	667	667	2,000	2,000
7560 VEH/EQUIP GEN SUPPLY	1,515	5,333	3,818	16,000	14,485
8000 OPERATIONAL EQUIP	73,225	112,000	38,775	336,000	262,775
8010 OPERATIONAL MAT/SUPP	15,436	15,341	(94)	45,870	30,434
8020 MAINTENANCE EQUIP	6,117	17,533	11,417	52,600	46,483
8040 COMM EQUIPMENT LINES	1,883	13,067	11,183	39,200	37,317
8090 UNIFORMS/CLOTHING	11,012	25,818	14,805	77,452	66,440
8100 PROFESSIONAL SERVICE	-	667	667	2,000	2,000
8110 CONTRACTS/AGREEMENTS	12,213	11,927	(286)	35,782	23,569
8120 LEASES	33,166	32,974	(192)	98,922	65,756
8130 LICENSES/PERMITS	16,569	5,187	(11,382)	5,187	(11,382)
8135 REGULATORY FEES	-	-	-	-	-
8150 GRANTS/SUBS TO ORG	802,769	803,416	646	1,741,193	938,424
8195 WATER SUPPLY & HYDR	2,321,919	2,321,919	0	6,965,758	4,643,839
<b>Total expended to date</b>	<b>\$ 5,371,079</b>	<b>\$ 5,744,175</b>	<b>\$ 373,096</b>	<b>\$ 16,550,728</b>	<b>\$ 11,179,649</b>

  
 Departmental


  
 Finance


FIRE SERVICES

INCOME STATEMENT

JULY 31, 2015

Fire Services Revenue	Year to date Assigned	4 Month Budget	4 Month Budget Variance	Annual Budget	Annual Budget Remaining
4776 PROT. SERV. MEMBERTOU	143,260	143,260	(0)	429,779	286,519
<b>Total Revenue to date</b>	<b>\$ 143,260</b>	<b>\$ 143,260</b>	<b>\$ (0)</b>	<b>\$ 429,779</b>	<b>\$ 286,519</b>

  
Departmental

  
Finance

Engineering and Public Works Actuals to July 31, 2015

	Actual & Committed Y-T-D July 31, 2015	Budget Y-T-D July 31, 2015	Variance Y-T-D July 31, 2015	Total Annual Budget	Annual Budget Remaining	% of Annual Budget
<b>REVENUE</b>						
TRANSIT	\$ 201,628.80	\$ 209,999.94	\$ 8,371.14	\$ 630,000.00	\$ 428,371.20	32.00%
SOLIDWASTE TIP FEES	\$ 724,313.80	\$ 633,333.33	\$ (90,980.47)	\$ 2,000,000.00	\$ 1,275,686.20	36.22%
SOLIDWASTE COST RECOVERIES	\$ -	\$ -	\$ -	\$ 367,000.00	\$ 367,000.00	0.00%
SEWER PERMIT FEES	\$ 36,122.09	\$ 47,666.66	\$ 11,544.57	\$ 143,000.00	\$ 106,877.91	25.26%
BUILDINGS	\$ 187,172.42	\$ 183,333.32	\$ (3,839.10)	\$ 550,000.00	\$ 362,827.58	34.03%
MISCELLANEOUS REVENUE	\$ -	\$ -	\$ -	\$ -	\$ -	0.00%
WATER UTILITY ADMIN FEE	\$ 1,650,503.33	\$ 1,650,503.33	\$ -	\$ 4,951,510.00	\$ 3,301,006.67	33.33%
<b>TOTAL PW REVENUES</b>	<b>\$ 2,799,740.44</b>	<b>\$ 2,724,836.58</b>	<b>\$ (74,903.86)</b>	<b>\$ 8,641,510.00</b>	<b>\$ 5,841,769.56</b>	<b>32.40%</b>

	Actual & Committed Y-T-D July 31, 2015	Budget Y-T-D July 31, 2015	Variance Y-T-D July 31, 2015	Total Annual Budget	Annual Budget Remaining	% of Annual Budget
<b>EXPENDITURES</b>						
ADMINISTRATION	\$ 2,061,844.08	\$ 2,120,598.24	\$ 58,754.16	\$ 6,135,856.72	\$ 4,074,012.64	33.60%
ENGINEERING	\$ 221,396.75	\$ 233,948.41	\$ 12,551.66	\$ 697,833.78	\$ 476,437.03	31.73%
CENTRAL DIVISION	\$ 1,829,035.76	\$ 1,886,791.38	\$ 57,755.62	\$ 6,311,531.17	\$ 4,482,495.41	28.98%
EAST DIVISION	\$ 1,678,309.41	\$ 1,698,599.22	\$ 20,289.81	\$ 5,701,095.20	\$ 4,022,785.79	29.44%
NORTH DIVISION	\$ 814,766.60	\$ 865,718.00	\$ 50,951.40	\$ 2,967,782.90	\$ 2,153,016.30	27.45%
SOLID WASTE	\$ 4,387,640.91	\$ 4,312,934.31	\$ (74,706.60)	\$ 11,426,284.72	\$ 7,038,643.81	38.40%
MECHANICAL FLEET	\$ 1,095,990.73	\$ 1,410,393.29	\$ 314,402.56	\$ 4,236,266.12	\$ 3,140,275.39	25.87%
TRANSIT	\$ 962,506.65	\$ 1,065,220.95	\$ 102,714.30	\$ 3,227,780.14	\$ 2,265,273.49	29.82%
PARKS & GROUNDS	\$ 851,636.25	\$ 801,869.50	\$ (49,766.75)	\$ 2,391,897.46	\$ 1,540,261.21	35.61%
BUILDINGS	\$ 864,405.05	\$ 1,035,779.21	\$ 171,374.16	\$ 3,239,634.64	\$ 2,375,229.59	26.68%
QUALITY CONTROL	\$ 806,649.30	\$ 809,236.26	\$ 2,586.96	\$ 2,436,831.53	\$ 1,630,182.23	33.10%
LIBRARIES	\$ 25,173.31	\$ 25,316.62	\$ 143.31	\$ 76,950.00	\$ 51,776.69	32.71%
<b>TOTAL PW EXPENDITURES</b>	<b>\$ 15,599,354.80</b>	<b>\$ 16,266,405.39</b>	<b>\$ 667,050.59</b>	<b>\$ 48,849,744.38</b>	<b>\$ 33,250,389.58</b>	<b>31.93%</b>

Signature: 

  
Director of Finance

Director of Engineering & Public Works

Recreation/Cultural Services	Year to date Expended	4 Month Budget	4 Month Budget Variance	Annual Budget	Annual Budget Remaining
6000 WAGES/SALARIES	\$ 346,744	\$ 218,493	\$ (128,250)	\$ 668,379	\$ 321,635
6010 BENEFITS	53,956	44,003	(9,954)	134,605	80,649
6011 STUDENT WAGES/BENEFITS	-	180,099	180,099	286,385	286,385
GL 6000, 6010, & 6011 Wages & Benefits Including Summer Students	400,700	442,595	41,895	1,089,369	688,669
6020 TRAINING/EDUCATION	3,109	5,655	2,546	16,965	13,856
6030 TRAVEL/CONFERENCES	5,594	12,000	6,406	36,000	30,406
6040 PROF MEM/DUES & FEES	959	2,234	1,276	3,500	2,541
6050 OFFICE SUPPLIES	4,867	2,667	(2,200)	8,000	3,133
6060 OFFICE EQUIPMENT	1,226	4,185	2,959	8,000	6,774
6080 ADVERTISING	20,345	39,364	19,019	100,000	79,655
6110 TELEPHONE/FAX	6,019	6,333	314	19,000	12,981
6120 PUBL./SUBSCRIPTIONS	-	301	301	500	500
6130 COMPUTER HARDWARE	4,026	5,207	1,181	7,100	3,074
6140 COMPUTER SOFTWARE	-	-	-	-	-
6160 LIABILITY INSURANCE	2,556	3,333	777	10,000	7,444
7070 BLDG/FACILITY RENTAL	7,211	13,333	6,122	40,000	32,789
8000 OPERATIONAL MAT/SUPPLY	79,524	50,000	(29,524)	150,000	70,476
8025 COMMUNITY EVENTS	114,113	111,538	(2,575)	334,615	220,502
8150 SCHOLARSHIPS	20,710	20,710	-	20,710	-
8160 SPECIAL EVENTS & FESTIVALS	356,562	356,562	-	356,562	-
8170 OPERATING GRANTS POLICY	780,500	780,500	-	780,500	-
<b>Total expended to date</b>	<b>\$ 1,808,020</b>	<b>\$ 1,856,518</b>	<b>\$ 48,498</b>	<b>\$ 2,980,821</b>	<b>\$ 1,172,801</b>

*Darcia Durham*

Departmental

*for Christa Ricks*

*[Signature]*

Finance

Recreation/Cultural Services	Year to date Assigned	4 Month Budget	4 Month Budget Variance	Annual Budget	Annual Budget Remaining
5031 PROGRAM REVENUE	\$ 24,450	\$ 29,348	\$ 4,898	\$ 88,045	\$ 63,595
5034 FACILITY RENTALS	2,890	-	(2,890)	12,000	9,110
5526 STUDENT FUNDING	-	22,187	22,187	66,560	66,560
	<b>\$ 27,340</b>	<b>\$ 51,535</b>	<b>\$ 24,195</b>	<b>\$ 166,605</b>	<b>\$ 139,265</b>

*Darcia Durham*  
 Departmental

*for Christa Dick*

*[Signature]*  
 Finance

Cape Breton Regional Municipality Water Utility  
Statement of Operations to July 2015

	Actual Y-T-D July 31, 2105	Budget Y-T-D July 31, 2015	Variance Y-T-D July 31, 2015	Total Annual Budget 2015-2016
<b>Revenue</b>				
Operating:				
Metered Sales	\$ 4,933,232.00	\$ 5,683,334.00	\$ 750,102.00	17,050,000.00
Public Fire Protection	\$ 2,321,919.00	\$ 2,321,919.00	\$ -	6,965,758.00
Interest on Overdue Accounts	\$ 121,569.00	\$ 91,667.00	\$ (29,902.00)	275,000.00
Other Operating Revenue	\$ 53,917.00	\$ 7,333.00	\$ (46,584.00)	22,000.00
<b>Total Operating Revenue</b>	\$ 7,430,637.00	\$ 8,104,253.00	\$ 673,616.00	<b>24,312,758.00</b>
<b>Expenditures</b>				
Operating Expenses				
Source of Supply	\$ 74,381.00	\$ 152,667.00	\$ 78,286.00	458,000.00
Power and Pumping	\$ 511,457.00	\$ 652,333.00	\$ 140,876.00	1,957,000.00
Water Treatment	\$ 1,206,746.00	\$ 1,228,333.00	\$ 21,587.00	3,685,000.00
Transmission & Distribution	\$ 1,240,654.00	\$ 1,477,333.00	\$ 236,679.00	4,432,000.00
Administration & General	\$ 867,934.00	\$ 951,333.00	\$ 83,399.00	2,854,000.00
Depreciation	\$ 866,000.00	\$ 866,000.00	\$ -	2,598,000.00
Taxes	\$ 669,439.00	\$ 750,000.00	\$ 80,561.00	2,250,000.00
<b>Total Operating Expenses</b>	\$ 5,436,611.00	\$ 6,077,999.00	\$ 641,388.00	<b>\$ 18,234,000.00</b>
<b>Operating Profit/(Loss)</b>	\$ 1,994,026.00	\$ 2,026,254.00	\$ 32,228.00	<b>\$ 6,078,758.00</b>

Non Operating Revenue	Actual Y-T-D July 31, 2015	Budget Y-T-D July 31, 2015	Variance Y-T-D July 31, 2015	Total Annual Budget 2015-2016
Debt Charge Income				
Interest Income				
Transfer from Depreciation				
<b>Total Non Operating Revenue</b>				
<b>Non Operating Expenses</b>				
Short term interest charges	\$ 62,333.00	\$ 62,333.00	\$ -	187,000.00
Debt Charges				
Principal	\$ 1,210,393.00	\$ 1,165,945.00	\$ (44,448.00)	3,497,834.00
Interest	\$ 641,667.00	\$ 529,507.00	\$ (112,160.00)	1,588,521.00
Amortization of Debt Discount	\$ 10,668.00	\$ 10,667.00	\$ (1.00)	32,000.00
Capital Expenditures out of operations	\$ 50,000.00	\$ 50,000.00	\$ -	150,000.00
<b>New Debt</b>				
Principal	\$ 33,333.00	\$ 33,333.00	\$ -	100,000.00
Interest	\$ 21,667.00	\$ 21,667.00	\$ -	65,000.00
Appropriation - Rolling stock -Fleet				
<b>Total Non Operating Expenses</b>	\$ 2,030,061.00	\$ 1,873,452.00	\$ (156,609.00)	\$ 5,620,355.00
Non- Operating Profit/Loss	\$ 2,030,061.00	\$ 1,873,452.00	\$ (156,609.00)	\$ 5,620,355.00
<b>TOTAL UTILITY REVENUES (OPERATING &amp; NON-OPERAT)</b>	\$ 7,430,637.00	\$ 8,104,253.00	\$ 673,616.00	\$ 23,854,355.00
<b>TOTAL UTILITY EXPENSES (OPERATING &amp; NON-OPERAT)</b>	\$ 7,486,672.00	\$ 7,951,451.00	\$ 484,779.00	\$ 23,854,355.00
<b>CBRM WATER UTILITY PROFIT/(LOSS)</b>	\$ (36,035.00)	\$ 152,802.00	\$ 188,837.00	\$ 458,403.00

Prepared by [Signature]  
Review by [Signature]  
Date Aug 26, 2015

PLANNING/BYLAW/FIRE  
INSPECTION

INCOME STATEMENT

JULY 31, 2015

Planning / ByLaw / Fire Inspection	Year to date Expended	4 Month Budget	4 Month Budget Variance	Annual Budget	Annual Budget Remaining
6000 WAGES/SALARIES	\$ 396,318	\$ 429,193	\$ 32,874	\$ 1,312,918	\$ 916,600
6010 BENEFITS	89,759	89,297	(461)	267,657	177,898
6020 TRAINING/EDUCATION	4,376	7,000	2,624	21,000	16,624
6030 TRAVEL/CONFERENCES	8,023	10,500	2,477	31,500	23,477
6040 PROF MEM/DUES & FEES	1,263	2,367	1,104	7,100	5,838
6050 OFFICE SUPPLIES	3,019	7,333	4,315	22,000	18,981
6060 OFFICE EQUIPMENT	5,711	4,833	(878)	14,500	8,789
6070 PHOTOCOPY SUPPLIES	-	333	333	1,000	1,000
6080 ADVERTISING	18,910	16,167	(2,743)	48,500	29,590
6100 COURIER	-	167	167	500	500
6110 TELEPHONE/FAX	5,355	8,000	2,645	24,000	18,645
6120 PUBL./SUBSCRIPTIONS	189	433	244	1,300	1,111
6130 COMPUTER HARDWARE	9,181	10,167	985	14,500	5,319
6140 COMPUTER SOFTWARE	-	-	-	16,000	16,000
6150 MEETING EXPENSE	533	1,567	1,034	4,700	4,167
6180 COST RECOVERY	-	-	-	-	-
7040 BLDG/FACILITY REPAIR	-	-	-	-	-
7130 DEMOLITIONS	-	-	-	120,000	120,000
7500 VEH/EQUIP MAINT.	1,320	4,500	3,180	13,500	12,180
7505 GASOLINE & DIESEL	2,342	4,667	2,325	14,000	11,658
8000 OPERATIONAL EQUIPMENT	1,401	6,000	4,599	18,000	16,599
8010 OPERATIONAL MAT/SUPP	2,910	1,333	(1,577)	4,000	1,090
8090 UNIFORMS / CLOTHING	4,610	2,833	(1,776)	8,500	3,890
8100 PROFESSIONAL SERVICE	4,465	11,667	7,202	35,000	30,535
8110 CONTRACTS/AGREEMENTS	159,644	170,879	11,235	512,636	352,992
8130 LICENSES/PERMITS	59,443	65,500	6,057	65,550	6,107
8135 REGULATORY FEES	5,259	6,667	1,407	20,000	14,741
8150 GRANTS /SUBS TO ORG	6,600	17,333	10,733	52,000	45,400
<b>Total expended to date</b>	<b>\$ 790,631</b>	<b>\$ 878,736</b>	<b>\$ 88,105</b>	<b>\$ 2,650,361</b>	<b>\$ 1,859,730</b>

Departmental

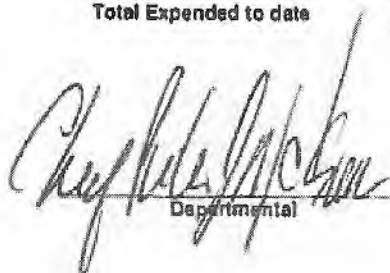
Finance

	Year to date Assigned	4 Month Budget	4 Month Budget Variance	Annual Budget	Annual Budget Remaining
<b>Bylaw Revenue</b>					
5112 Vendor Licenses	\$ 7,825	\$ 2,667	\$ 5,158	\$ 8,000	\$ 175
5113 Animal Licenses	800	-	800	-	(800)
5114 Taxi Licenses	6,615	6,000	615	18,000	11,385
5115 Vending Machine Licenses	7,710	3,333	4,377	10,000	2,290
5301 Parking Meter Revenue	137,172	122,172	15,000	366,517	229,345
Total Bylaw Revenue	\$ 160,122	\$ 134,172	\$ 25,950	\$ 402,517	\$ 242,395
<b>Development / Planning Revenue</b>					
5496 Mapping Sales	-	667	(667)	2,000	2,000
5495 Other Sales	1,064	933	130	2,800	1,736
5101 Building Permits	99,202	70,198	29,004	210,595	111,393
5102 Subdivision Fees	19,001	14,924	4,077	44,773	25,772
Total Develop / Planning Rev	\$ 119,267	\$ 86,723	\$ 32,544	\$ 260,168	\$ 140,901
<b>Total Bylaw / Dev / Planning Revenue</b>	<b>\$ 279,389</b>	<b>\$ 220,895</b>	<b>\$ 58,494</b>	<b>\$ 662,685</b>	<b>\$ 383,296</b>

Departmental

  
Finance

Police Services	Year to date Expended	4 Month Budget	4 Month Budget Variance	Annual Budget	Annual Budget Remaining
GL 6000, 6010, & 6011 WAGES & BENEFITS NET OF COST RECOVERY	\$ 6,901,123	\$ 6,911,878	\$ 10,555	\$ 21,373,467	\$ 14,472,344
6020 TRAINING/EDUCATION	70,726	68,432	(4,295)	145,927	75,201
6030 TRAVEL/CONFERENCES	39,488	35,000	(4,488)	105,000	65,534
6040 PROF MEM/DUES & FEES	2,893	1,667	(1,227)	5,000	2,107
6050 OFFICE SUPPLIES	15,716	18,142	2,426	53,000	37,284
6060 OFFICE EQUIPMENT	13,625	16,667	3,041	50,000	36,375
6070 PHOTOCOPY SUPPLIES	3,333	6,000	2,667	18,000	14,667
6080 ADVERTISING	998	1,667	669	5,000	4,002
6090 POSTAGE	1,616	2,334	718	7,000	5,384
6100 COURIER	-	-	-	-	-
6110 TELEPHONE/FAX	97,825	110,133	12,308	330,400	232,575
6120 PUBL./SUBSCRIPTIONS	904	2,000	1,096	6,000	5,096
6130 COMPUTER HARDWARE	32,821	73,279	40,459	228,838	194,017
6140 COMPUTER SOFTWARE	37,850	38,333	483	115,000	77,150
6150 MEETING EXPENSES	7,695	5,667	(2,028)	17,000	9,305
6160 LIABILITY INSURANCE	1,200	1,333	133	4,000	2,800
6170 PROMOTION	2,792	3,667	875	11,000	8,208
6180 OTHER COST RECOVERY - MEMBERTOU	-	-	-	(157,352)	(157,352)
7000 HEAT	15,584	16,667	1,082	50,000	34,416
7010 ELECTRICAL	25,027	33,217	8,190	99,650	74,623
7020 WATER	135	2,667	2,531	8,000	7,865
7030 BLDG/FACILITY MAINT	23,622	39,760	16,138	71,000	47,378
7040 BLDG/FACILITY REPAIR	1,116	16,333	15,217	49,000	47,884
7050 BLDG/FACILITY INS.	4,368	7,000	2,632	12,500	8,132
7060 BLDG/FACILITY RENOV	7,152	6,667	(485)	20,000	12,848
7070 BLDG/FACILITY RENTAL	19,349	22,667	3,318	68,000	48,651
7110 SECURITY	-	1,233	1,233	3,700	3,700
7500 VEH/EQUIP MAINT/GAS/DIESEL	139,944	166,667	26,723	500,000	360,056
7510 VEH/EQUIP REPAIRS	136,731	95,906	(40,826)	287,717	150,986
7520 VEH/EQUIP INSURANCE	17,180	18,333	1,153	55,000	37,820
7530 VEH/EQUIP REPLACEMENT	200,216	208,867	8,651	620,000	419,784
7540 VEH/EQUIP RENTAL	-	3,000	3,000	9,000	9,000
7550 VEH/EQUIP TOWING	(765)	1,667	2,432	5,000	5,765
7560 VEH/EQUIP GEN SUPPLY	299	3,333	3,034	10,000	9,701
8000 OPERATIONAL EQUIP	11,772	64,595	52,823	193,784	182,012
8010 OPERATIONAL MAT/SUPP	97,604	103,225	5,621	181,373	83,769
8020 MAINTENANCE EQUIP	-	1,904	1,904	3,570	3,570
8030 MAINTENANCE MAT/SUPP	6,198	6,333	135	19,000	12,802
8040 COMM EQUIPMENT LINES	1,305	3,333	2,028	10,000	8,695
8090 UNIFORMS/CLOTHING	50,634	80,833	30,199	242,500	191,866
8100 PROFESSIONAL SERVICE	32,254	25,488	(6,766)	95,000	62,746
8110 CONTRACTS/AGREEMENTS	11,120	16,400	5,280	21,000	9,880
8120 LEASES	-	-	-	-	-
8125 MAJOR INVESTIGATIONS	29,799	33,333	3,535	100,000	70,201
8130 LICENSES/PERMITS	28	600	572	10,000	9,972
8150 GRANTS/SUBS TO ORG	18,870	25,000	6,130	50,000	31,130
<b>Total Expended to date</b>	<b>\$ 8,080,124</b>	<b>\$ 8,298,825</b>	<b>\$ 216,702</b>	<b>\$ 25,110,074</b>	<b>\$ 17,029,950</b>

  
Departmental


  
Finance

POLICE SERVICES

INCOME STATEMENT

JULY 31, 2015

Police Services Revenue	Year to date Assigned	4 Month Budget	4 Month Budget Variance	Annual Budget	Annual Budget Remaining
4751 RECORDS INQUIRIES	\$ 8,754	\$ 8,333	\$ (421)	\$ 25,000	\$ 16,246
5151 FINES	133,974	130,000	(3,974)	390,000	258,026
<b>Total Revenue to date</b>	<b>\$ 142,728</b>	<b>\$ 138,333</b>	<b>\$ (4,395)</b>	<b>\$ 415,000</b>	<b>\$ 272,272</b>

  
 Departmental

  
 Finance

