

**Cape Breton Regional Municipality**

**Special Council Meeting**

**AGENDA**

**TUESDAY, MAY 17, 2022**

**1:30 P.M.**

Council Chambers  
2<sup>nd</sup> Floor, City Hall  
320 Esplanade, Sydney, NS

# Cape Breton Regional Municipality

## Special Council Meeting

Tuesday, May 17, 2022

1:30 p.m.

### **AGENDA ITEMS**

---

#### Land Acknowledgement

**1:30 p.m.**

#### Roll Call

1. **APPROVAL OF AGENDA:** (Motion Required)

2. **PRESENTATION:**

**1:35 p.m.**

2.1 **Nova Scotia Department of Transportation and Infrastructure Renewal**  
(presentation to be provided at the meeting)

Spokespersons: Mark Peachey, Acting Chief Engineer  
Troy Webb, Acting Executive Director - Operations & Maintenance  
Paul Colton, Acting District Director – Eastern Zone

3. **Active Transportation Plan Update:** Karen Neville, Senior Planner and Kirk Durning, Manager of Recreation (See page 3) **2:35 p.m.**

4. **Transit Cape Breton:**

**3:05 p.m.**

a) **Update:** Kathy Donovan, Manager of Transit & Fleet Maintenance  
(See page 4)

b) **Operational Review:** Ray Boudreau, Senior Manager of Public Works  
(See page 10)

5. **Review of Action Items from this Meeting:** Mayor Amanda M. McDougall

#### ADJOURNMENT



**TO: CBRM Council**  
**FROM: Karen Neville and Kirk Durning**  
**SUBJECT: Active Transportation Plan Update**  
**DATE: May 11, 2022**

---

### **Introduction**

CBRM's first Active Transportation (AT) Plan was adopted by Council in 2008. Since that time, the municipality has invested in a wide range of high-profile community AT projects in various locations throughout the municipality. With many of the signature projects identified in CBRM's AT plan completed or underway, Council approved the creation of a new AT Plan.

### **Engagement**

In the summer and fall of 2021 Fathom Studios and the CBRM staff began a community outreach process to inform the directions and recommendations of this plan. The engagement process included a social media outreach strategy, stakeholder interviews, dedicated project website, an online survey, a full week of workshops, meetings, and site visits in CBRM.

While Fathom Studios will be presenting an overview of their findings at an upcoming Council meeting, some of the highlights from their engagement indicated:

- Importance of Safety
- Need for Education
- Improves the Quality of Life in the CBRM
- Potential of the Sydney River Multi-use Pathway
- Importance of AT around schools
- Importance Sidewalks
- Connection to the Northside

### **Status Update and Next Steps**

Fathom Studios has submitted a draft Active Transportation Plan for staff's review. An internal staff review is currently underway. An overview of staff comments will be provided to Fathom Studios for their consideration. Staff has engaged our consultants about a second round of engagement prior to present the draft report to the general public. It is expected a presentation of the final report will be presented to Council at an upcoming Council meeting.

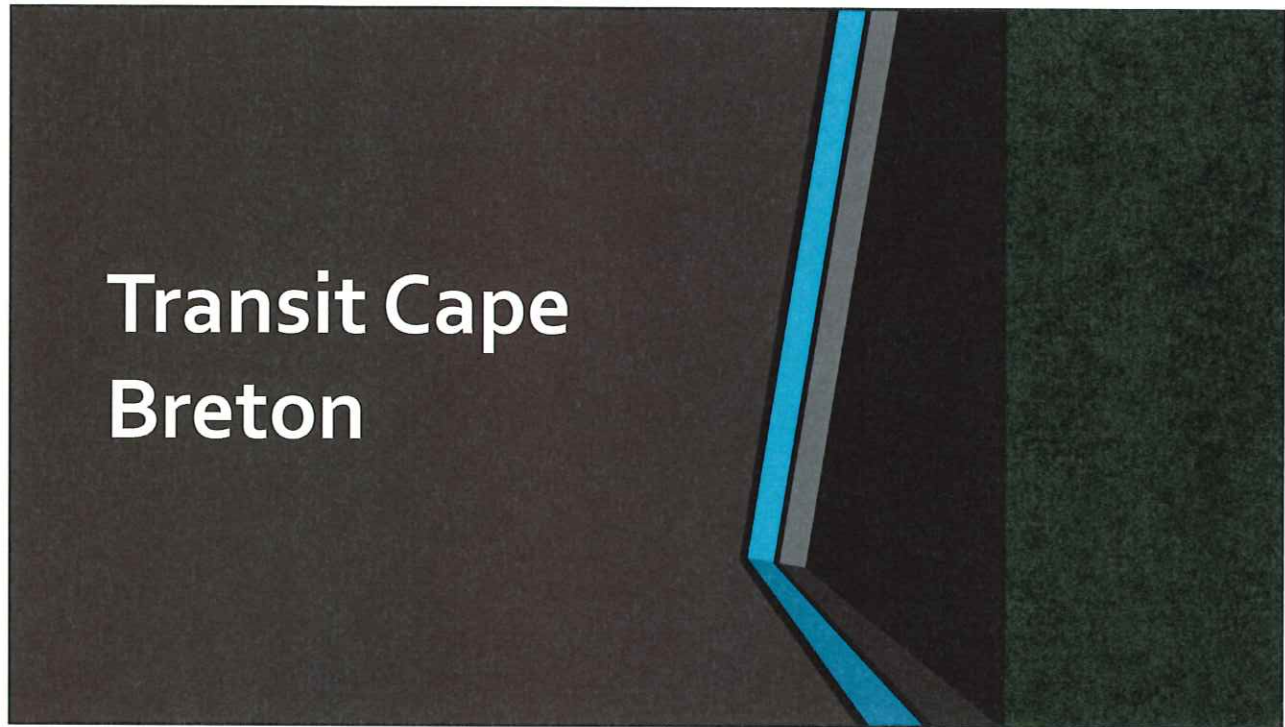
### **Submitted by:**

**Originally Signed by**

**Karen Neville  
Senior Planner**

**Originally Signed by**

**Kirk Durning  
Manager of Recreation**



1

- The goal of Transit in CB has always been to provide a high-quality, cost-effective transit service that meets the needs of the residents in CBRM.
- Ridership, Available Budgets, rising operational costs, taxation model, all reflective of service levels pre 2011
- **2011** – Transit operational study recommended significant investment into operational and capital budgets to reflect National Service Levels
  - "if you increase service, ridership will come!"
- **2015** – Council challenged with Expenditure Reduction options votes against service cuts to Transit, and supports expanded Handi-Trans Service.

2

- **2016 – 2019** – Enhancements to support increased ridership, Pilot Projects (Free Summer Service, Loonie Fares, Extended Hours for Recreational Events, Limited Sunday Service, Route Changes to fill service gaps)
  - Strong Continued Partnership with United Way of Cape Breton to support Vulnerable Populations
  - Additional Provincial and Federal Government Supports through Accessibility Grants, and targeted Infrastructure Funding
  - Partnerships with CBU, additional Student Population and significant increases in ridership
- **2020** - Ridership peak at 1.2million riders vs 0.3million in 2015
- **2020-2021** – Transit Deemed Essential during Pandemic, 80% reduction in ridership
- **2022** – forecasted pre-Covid19 Ridership levels

3

## Current Stats

- 62 staff within Transit Operations. This includes regular full time drivers, Part-time or casual drivers, service operators, dispatch, administrators, technical and management.
- 37 buses in fleet (8 Handi-Trans).
- Active Handi-Trans caseload is 680 clients.
- 13 routes on day and 12 in evening shifts Monday to Friday. Saturday is one less evening and Sunday has 8 hour, Route 1 Service. Handi-Trans operates 7 days a week.
- Recent expansion of Saturday service to North Side and Sydney River.
- April/May (non-peak CBU Period) average 3900 to 4500 passengers per day. CBU at tri-semester scheduling offering no down time periods for Transit operations.

4

## Ridership Forecast 2022

- Current data from April/May shows daily ridership of approximately 4300 per day, or 103,000 per month
- Peak periods are historically September to April when CBU offers full-time in-person classes. However, tri-semester scheduling is showing continued peak periods through summer months.
- Anticipating increase of at least 30 % in September 2022 when full-time students return to CBU which will be unprecedented ridership. Increases to international recruitment are anticipated so this number will likely be higher than additional 30%.
- No way to determine in advance where students will be residing or when they will be attending classes throughout the day with new remote location of Cineplex.

5

## Bus Shelters

<b>2019</b>	<b>2020</b>	<b>2021</b>
Asbhy Corner (Double)	Corner of Welton & Industrial Drive	New Waterford (Gas Station)
Welton Street (Burger King)	Glace Bay (Station/Main)	North Sydney (Peppett Street)
Home Depot	Whitney Pier (Victoria Road and East Broadway)	Hub relocation (Dorchester Street to Pitt Street)
Mayflower Mall (Double)	Alexandra Street (Towerview)	Open Hearth Park (Relocated from former CB Post Building)
Prince Street (Vogue Cleaners)		
Reserve Mines (Tim Horotons)		
Dominion (Commercial Street)		
Sydney Mines (Johnny Miles Park)		
New Waterford (Plummer Ave)		

**Proposed Bus Shelters 2022**  
 Pitt Street, Sydney Mines (Cranberry Start Location)

New Aberdeen, Glace Bay

Kyte's Hill, Grand Lake Road

6

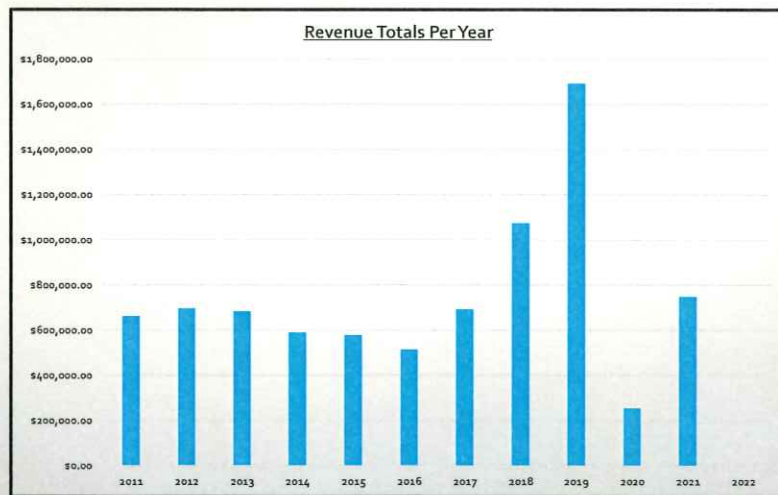
## Major Partnerships & Stakeholders

- CBU
- Mayflower Mall
- Accessibility Advisory Committee
- Cape Breton Regional Police
- NSCC Marconi Campus
- United Way of Cape Breton
- Keltic Plaza
- Horizon Achievement Centre
- Nova Scotia Health Authority (various sites)
- A growing number of private businesses
- Province of Nova Scotia
- Federal Government
- Marcie Shwery-Stanley (Strong Advocate for Handi-Trans and Disability/Accessibility Awareness).

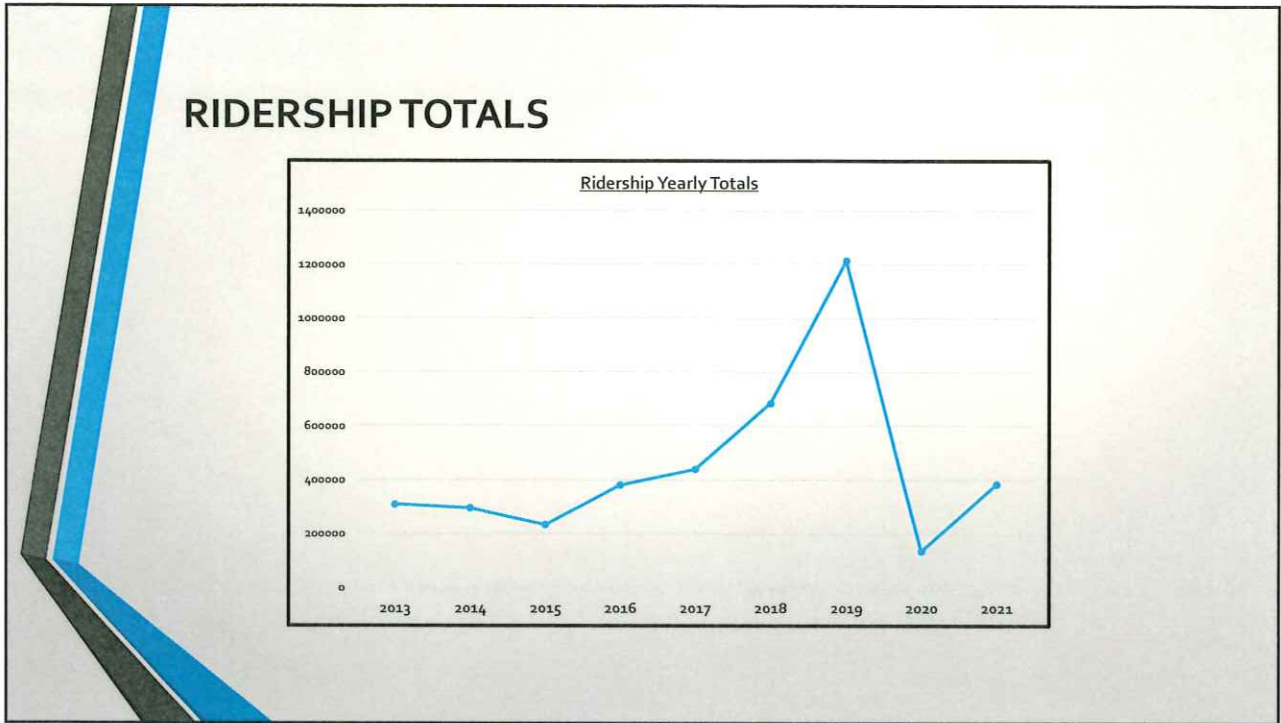
*Transit Cape Breton also works with many other businesses, organizations and community groups to ensure our services meet the needs of CBRM residents.*

7

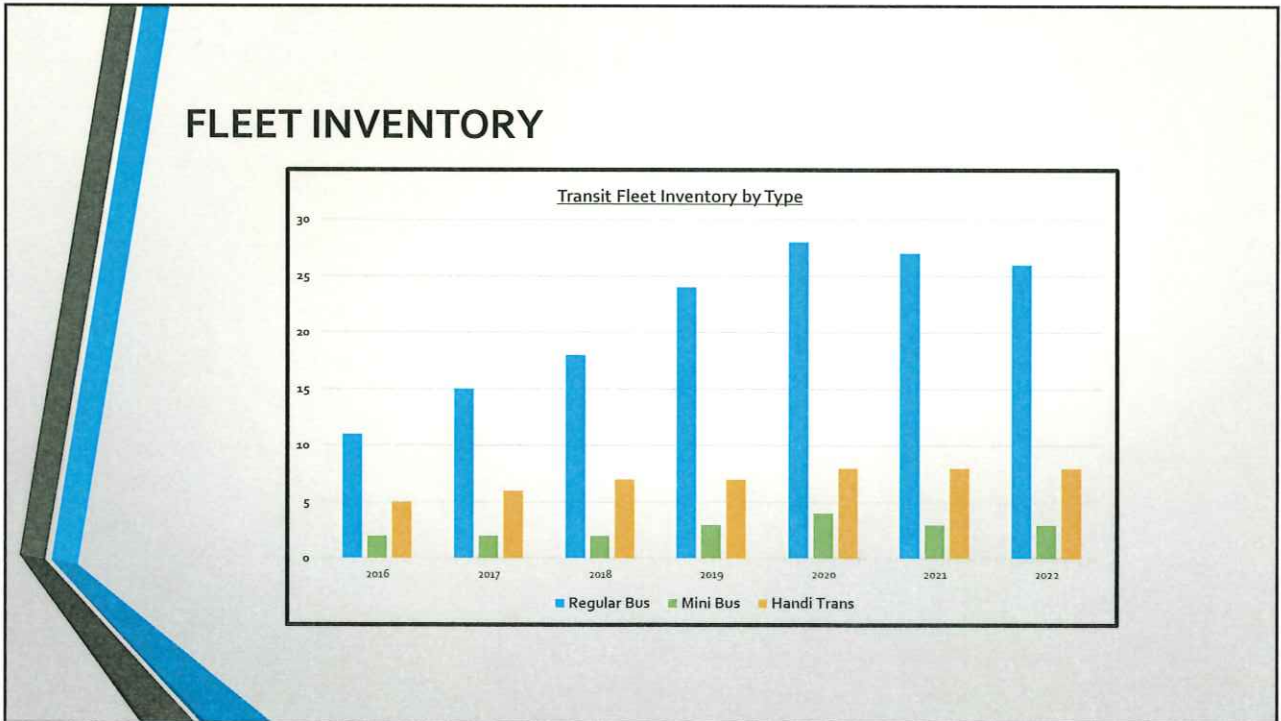
## REVENUE TOTALS



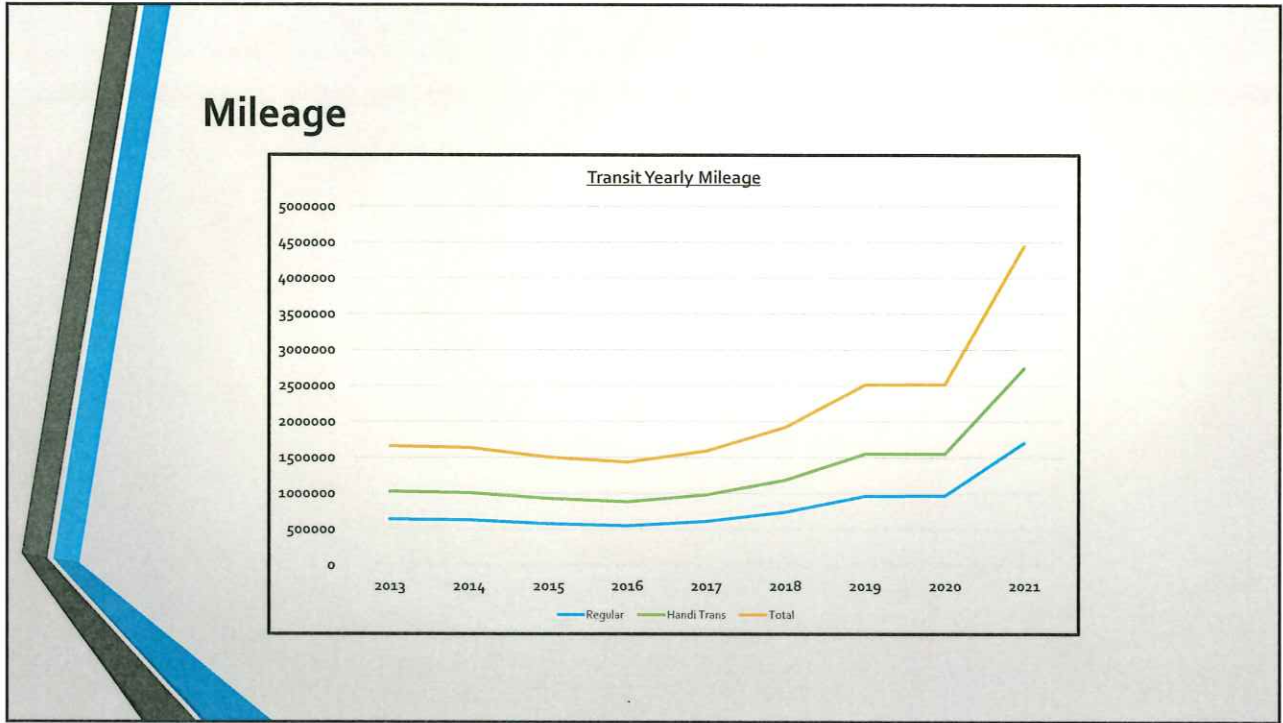
8



9



10



11

### Daily Bus and Driver Requirements

2016		2017		2018		2019		2020		2021		2022	
Routes	Drivers	Routes	Drivers	Routes	Drivers	Routes	Drivers	Routes	Drivers	Routes	Drivers	Routes	Drivers
14	14	18	17.5	18	18	31.5	30	24.5	32.5	24	23.5	34.5	32.5

12

**RFP No. CBRM P21-2021**

# Transit Cape Breton Operational Review and Preliminary Design of Zero Emissions Bus Facility

Cape Breton Regional Municipality


Closing Date: February 10, 2022 @ 3pm local time



HDR Corporation  
100 York Boulevard, Suite 300  
Richmond Hill, ON L4B 1J8

**Contact:**

Andrew Shea, Project Manager  
613.907.7349  
Andrew.Shea@hdrinc.com



February  
**2022**

# Project Overview



## Tackling the Climate Change Emergency

- 32% of GHG emissions in NS from Transportation Sector
- Public transit electrification is a provincial priority
- Provincial goal to reduce GHG emissions by 53% by 2030




## Meeting Growing Transit Needs

- Rapid increase in demand using conventional and Handi-Trans services (360,000 riders in 2017 to 1,300,000 in 2019)
- Driven by growth in international students at CBU
- Many small communities across Canada seeing a surge in ridership growth due to international studies

**Opportunity to improve transit services while supporting provincial GHG reduction target**


# Key Tasks



# Key Deliverables



# Key Tasks



# Key Deliverables



